

**MINUTES OF MEETING
SPRING LAKE IMPROVEMENT DISTRICT**

A public hearing on Wastewater Rates and Fees was held Wednesday, March 11, 2015 at 10:00 a.m. at the District Office, 115 Spring Lake Boulevard, Sebring, Florida. The regular meeting of the Board of Supervisors immediately followed.

Present were:

Brian Acker
Gary Behrendt
Tim McKenna
Bill Lawens
Arlene Klingbiel

Chairman
Vice Chairman
Secretary
Asst. Secretary
Asst. Secretary

Also present were:

William Nielander
Joe DeCerbo
Clay Shrum
Diane Angell

District Attorney
District Manager
Assistant District Manager
Administrator

Residents

See "Sign In" Sheet

FIRST ORDER OF BUSINESS

Roll Call and Pledge

Chairman Acker called the meeting to order and led the Pledge.

Chairman Acker changed the agenda to allow the Board to discuss an issue relating to the Wastewater Plant purchase. A clause was added to the agreement stating that the District may not charge the owner and/or future owners of the golf course for using reclaimed water. In the event the Board wants to charge them, they can terminate the agreement.

<p>ON MOTION by Bill Lawens, seconded by Arlene Klingbiel with all in favor the Board accepted the revision to the closing contract for the purchase of the Wastewater Treatment Plant.</p>
--

The regular Board meeting was recessed to open the Public Hearing on Wastewater Rates and Fees.

SECOND ORDER OF BUSINESS

Public Hearing – Wastewater Rates and Fees

Discussion was held on the wastewater plant rates and fees. An interim budget for the next 6.5 months was presented. Based on the projected budget a base rate of \$44.46 will be charged for wastewater services. These fees will be re-evaluated during the upcoming budget process. Clay and engineer Greg Giarratana met with the Department of Environmental Protection (DEP) to discuss the Districts plans for moving forward with creating perk ponds. The goal is to submit a new plan to DEP in the next 90 days. Pro-rated payments for March service were received at closing and staff will begin individual billing to the wastewater customers with the April water bill. Pugh Utilities has been retained to perform daily operations of the wastewater plant. Joe Troia will be the first contact person on step system alarms.

ON MOTION by Bill Lawens, seconded by Tim McKenna with all in favor the public hearing was closed at 10:45 a.m.

THIRD ORDER OF BUSINESS

Upcoming Meetings/Events/Correspondence

- A. March 16th – 19th, Legislative Session, Tallahassee (Joe not attending)
- B. March 17th, St. Pats Luncheon for staff (sponsored by Tim McKenna)
- C. April 3rd, Good Friday (Office Closed)

The District received a note from Stroemer & Company congratulating the District on receiving the 2014 Plant Operations Excellence Award from DEP.

Residents Pat and Will David sent a note complimenting the staff for the way the District is looking and congratulated the District for being the best improvement district.

FOURTH ORDER OF BUSINESS

Minutes

The Board received copies of the minutes from the February 11, 2015 meeting for review. There being no further questions.

ON MOTION by Tim McKenna, seconded by Arlene Klingbiel with all in favor the minutes from the February 11, 2015 meeting were approved.

FIFTH ORDER OF BUSINESS

Financials

The Board received copies of the February 2015 financials for review. There being no further questions.

ON MOTION by Bill Lawens, seconded by Tim McKenna with all in favor the February 2015 financials were approved.

SIXTH ORDER OF BUSINESS

Treasurers Report

A. Update

Diane reported that the financials for Fiscal Year 2014 have been sent to Stroemer and Company for auditing.

B. Establish Wastewater Enterprise Fund

An enterprise fund will be created in the accounting system to record all financial activities for the wastewater treatment system. The District shall move up to \$100,000 from the water fund reserves to establish the wastewater fund. An accounting entry will be entered to record the loan from the water fund to the wastewater fund.

ON MOTION by Tim McKenna, seconded by Gary Behrendt with all in favor Resolution 2015-05 establishing a wastewater fund was approved.

C. Establish Wastewater Rates and Fees

A budget was developed for operations of the wastewater system through the end of the fiscal year. The base rate for wastewater services will be \$44.46 per month.

ON MOTION by Bill Lawens, seconded by Arlene Klingbiel with all in favor Resolution 2015-06 establishing wastewater rates and fees was approved.

D. Harbor Community Bank “Loan Refinance”

Diane reported that Harbor Community Bank was requesting a motion by the Board appointing who would be signing the documents to refinance the loan the District has with Highlands Independent Bank.

ON MOTION by Bill Lawens, seconded by Gary Behrendt with all in favor to appoint Chairman Acker and Secretary McKenna to sign documents on behalf of the District to refinance the Districts loan at Harbor Community Bank

E. Accounting Services

Diane met with Julie Fowler, CPA with Clifton Larson Allen to discuss accounting services. They met with Corbett Alday to discuss the 319 grant and legislative appropriations. Diane provided a complete financial packet to Julie to review. She will begin making recommendations on our accounting system.

ON MOTION by Bill Lawens, seconded by Arlene Klingbiel With all in favor to engage Clifton Larson Allen for accounting services, renewable on a yearly basis.

SEVENTH ORDER OF BUSINESS

Attorney

A. Contracts and Agreements update

Bill reported that all contracts and agreements with South Highlands Investment Corporation have been signed and the District officially closed on the Wastewater Treatment Plant.

B. Mavis Bankruptcy

Bill discussed our liens with a Chapter 13 bankruptcy expert in Palm Beach. It will be cost prohibitive to make 100% sure our liens will remain valid. The liens are on individual lots and staff will continue to use existing procedures to collect on these liens as property sells.

EIGHTH ORDER OF BUSINESS

Manager

A. General Update

Joe went over several items from his Managers Update that was mailed out prior to the meeting and is attached to the minutes.

B. 319 Bid Process

The 319 Bid Process had a meeting scheduled for Tuesday, March 10th here at the District Office coordinated by CAS. Fourteen contractors or representatives attended the non mandatory meeting. A number of questions were answered followed by a tour of the STA area.

C. SRF Application

The SRF application is completed for the STA loan and we are awaiting the final agreement and conditions. An additional SRF loan application for a new sewer plant is being compiled, and a public hearing will be held at the June Board meeting. Once SRF makes a determination at their September meeting we will know if we can acquire funding thru this avenue.

D. LIMC Resolution 2015-04

It was recommended that we continue to participate in the Lake Istokpoga Management Committee (LIMC).

ON MOTION by Arlene Klingbiel, seconded by Gary Behrendt with all in favor Resolution 2015-04 appointing Clay Shrum as District representative and Joe DeCerbo as alternate for the LIMC committee was approved.

NINETH ORDER OF BUSINESS

Working Groups

Water – Bill Lawens reported that we discovered two accounts that were not being charged for a base rate. A correction has been made to this account.

Parks – Tim McKenna reported that Pickle Ball lines have been painted on the tennis courts and that 3-point lines have been painted on the Basketball Courts. The decking at Arbuckle Creek Park has been painted and new shell rock has been put on the road to the park.

Land – Gary Behrendt reported that the first phase of the golf course ponds has been completed. Sod is being placed. When as-builts are complete we can go onto the next phase.

TENTH ORDER OF BUSINESS

Supervisor Requests

Bill Lawens asked if we had received any response from the owners of the two lots by the STA project. Joe said no we have been unable to make contact with them.

Arlene Klingbiel asked if we caught the kid who did the damage to the palm tree in the park. Clay reported that we had three kids come forward and make restitution to avoid prosecution.

Tim McKenna thanked Diane for all her efforts in running the office by herself the last several months.

ELEVENTH ORDER OF BUSINESS

Public Comments

There being none.

TWELFTH ORDER OF BUSINESS


Next Meeting

The next meeting will be Wednesday April 8, 2015 @ 10:00 a.m.

THIRTEENTH ORDER OF BUSINESS

Adjournment

ON MOTION by Tim McKenna, seconded by Arlene Klingbiel
with all in favor the meeting adjourned at 11:40 a.m.



Brian Acker, Chairman



Tim McKenna Secretary

SpringLake

Board of Supervisors
Meeting Agenda
March 11, 2015
10:00 a.m. District Offices

1. Call to order and pledge Chairman Acker
2. Public Hearing – Wastewater Rates and Fees Chairman Acker
3. Upcoming Meetings/Events/Correspondence
 - A. March 16th – 19th, Legislative Session, Tallahassee (Joe not attending)
 - B. March 17th – St Pats Luncheon for staff (sponsored by Tim McKenna)
 - C. April 3rd – Good Friday – Office Closed
4. Minutes Chairman Acker
 - A. Approval of February 11, 2015 Minutes
5. Financials Chairman Acker
 - A. Approval of February 2015 Financials
6. Treasurer’s Report Diane Angell
 - A. Update
 - B. Establish Wastewater Enterprise Fund Resolution 2015-05
 - C. Establish Wastewater Rates and Fees Resolution 2015-06
 - D. Harbor Community Bank “Loan Refinance” (Motion)
 - E. Accounting Services
7. Attorney Bill Nielander
 - A. Contracts and Agreements update
 - B. Mavis Bankruptcy representation
8. Manager Joe DeCerbo
 - A. General Update
 - B. 319 Bid Process
 - C. SRF Application
 - D. LIMC Resolution 2015-04
9. Working Groups
 - A. Personnel
 - B. Water
 - C. Parks
 - D. Land
10. Supervisor Requests
11. Public Comments
12. Next Meeting
 - Monday April 8, 2015 @ 10:00 a.m.
13. Motion to Adjourn

Managers Update March, 2015

*I will not be going to Tallahassee for the Legislative session. There is no on site follow up needed by me for the appropriation, and the FASD events are not pertinent this year. This will free up some funding in the event another Supervisor wants to attend the FASD Conference.

*I have collected all the data needed for a proposal to the FDOT asking for financial support for the storm water we are taking into our system from Rt. 98. Secretary Hattaway suggested this approach and he will consider an agreed upon % of our total costs. I will begin writing the proposal in the next several weeks and will hand deliver it with Gene Schriener.

*Had a great site visit with Sherry Bowersox from FDEP to view the STA. She was extremely impressed and said this was the kind of thing DEP and EPA wanted to fund. She has been very supportive and helpful throughout this process; her office is in Tallahassee.

*The first phase of the golf course ponds is now complete on our end, and the installation of sod should be completed by next week. The County is still on schedule to do the next phase within the next several weeks. Randy will be cleaning out the ponds behind the sewer plant.

*The sewer plant closing and the pre-bid meeting for the STA are both scheduled for Tuesday, March 10th. Clay will be at the sewer plant closing with Brian and Bill, and I will assist with the STA bid meeting here in the office.

*The more than 300 page bid specifications, contract documents, maps, plans, timetables, and attachments for the STA are available for the public to review. The notebook is behind the counter and just looking at it one can see why it takes so long to finalize these kinds of projects.

*We received great news from our playground vendor regarding the more than \$5,000 damage to the Twisty Slide (probably the result of vandalism). Even though the equipment is over 5 years old they were able to convince the company to replace it as part of the warranty.

*There was a nice article in the latest edition of the FASD newsletter about Spring Lake receiving the 2014 Plant Operations Excellence Award.

*Included in the Board Packet are some comments on the sewer plant and a budget thru 9/30/15. The wastewater discussion will represent the monthly budget presentation in preparation for the FY '15 budget process.

Public Hearing
Wastewater Fees
March 11, 2015

The following budget was developed by staff for operations thru Sept. 30, 2015:

INCOME:

User Fees	\$ 90,743 (314 customers @ \$289)
Loan from water fund, up to	<u>100,000</u> (unrestricted reserve, drawn as needed)
Total Income	\$190,743

EXPENSES:

<i>In-Kind Salaries and Benefits:</i>	<i>\$38,074***</i>
<i>Debt Service</i>	<i>will commence on 10/1/15</i>
Plant/System Maintenance	32,500 (Pugh \$31,200; Joe Troia \$1,300)
Insurance	460
Chemicals	2700
Fuel and lubricants	550
Office and shop supplies	750
Electric	4750
Repair and replacement	23500
Engineering and permitting	17000
Sludge removal	725
Testing	<u>7800</u>
Expenses	\$58,235
<u>Total Expenses</u>	<u>\$90,735</u>

\$90,735 divided by 314 users equals \$289 thru Sept. 30, 2015. Divided by 6.5 months equals a monthly fee of **\$44.46**

***It is recommended that the General Fund and Water Fund provide in-kind services toward the establishment of an effective wastewater system thru 9/30. The FY '15 budget process will determine future personnel expenses charged to wastewater.

RESOLUTION 2015-04

RESOLUTION OF THE SPRING LAKE IMPROVEMENT DISTRICT TO APPOINT STAFF TO REPRESENT THE DISTRICT AS VOTING MEMBER OF THE LAKE ISTOKPOGA MANAGEMENT COMMITTEE FOR HIGHLANDS COUNTY

WHEREAS, the Spring Lake Improvement District (hereinafter "District") was created by Chapter 71-669, Laws of Florida, in accordance with section 189.404(3), Florida Statutes Chapter 298, as they may be amended from time to time (hereinafter "Enabling Act") and;

WHEREAS, the Resolution for the Lake Istokpoga Management Committee (hereinafter "LIMC") was approved by the Board of County Commissioners on February 3, 2015 and;

WHEREAS, the LIMC is considering interested applicants for membership and;

WHEREAS, at the March 11, 2015 the Board of Supervisors of the District discussed its desire to have Clay Shrum represent the District as a member on the LIMC Committee.


NOW THEREFORE BE IT RESOLVED by the Board of Supervisors of the Spring Lake Improvement District, as follows:


1. That Clay Shrum is appointed as the voting member to represent the District on the Lake Istokpoga Management Committee and that Joe DeCerbo shall act as an alternate member.

APPROVED AND ADOPTED by the Board of Supervisors of the Spring Lake Improvement District of Highlands County, Florida, and this 11th day of March 2015.

SPRING LAKE IMPROVEMENT DISTRICT


Brian Acker, Chairman

Attest: 
Tim McKenna, Secretary



RESOLUTION 2015-05

A RESOLUTION ESTABLISHING A
WASTEWATER ENTERPRISE FUND

WHEREAS, the Spring Lake Improvement District (hereinafter "District") was created by the Florida Legislature and codified in Chapter 1971-669, Laws of Florida, as amended by Chapter 2005-342, Laws of Florida, as amended by Chapter 2012-264, Laws of Florida, pursuant to the authority granted therein and;

WHEREAS, the District Board agreed by motion at the February 11, 2015 Board Meeting to enter into an agreement with South Highlands Investment Company to purchase the wastewater treatment system and;

WHEREAS, as mandated by the State of Florida Department of Financial Services Bureau of Local Government in Section 218.33, F.S., reporting units shall use the "Uniform Chart of Accounts" as an integral part of their accounting system so that the preparation of their annual financial reports will be consistent with other local reporting entities and;

WHEREAS, the District shall establish an enterprise fund for recording financial activities for the Wastewater Treatment system and;

WHEREAS, the District shall move up to \$100,000 from the Water Fund Reserves to establish the Wastewater Fund and;

WHEREAS, an accounting entry to record this loan from the Water Fund to the Wastewater Fund will be created to track this loan.

NOW, THEREFORE, BE IT RESOLVED BY
THE BOARD OF SUPERVISORS OF THE
SPRING LAKE IMPROVEMENT DISTRICT TO
ESTABLISH THE WASTEWATER
TREATMENT FUND

Adopted this 11th day of March 2015.



Brian Acker
Chairman

Attest:



Tim McKenna
Secretary

RESOLUTION 2015-06
Wastewater Rates and Fees
Wednesday March 11, 2015

WHEREAS, Chapter 298 of the Florida Statutes authorizes the Board of Supervisors, hereinafter referred to as the “Board”, of the Spring Lake Improvement District, hereinafter referred to as “District”, to prescribe, establish and collect rates, fees, rentals or other charges and to revise same from time to time for all of the facilities and services furnished by the “District” to include, among other things, a water treatment and distribution system, and a wastewater system and;


WHEREAS, pursuant to said authority the “District” did a comprehensive analysis on those certain water usage charges for the wastewater system; and

WHEREAS, the “Board” having conducted said public hearing, it is upon consideration:


**RESOLVED BY THE BOARD OF SUPERVISORS OF THE SPRING
LAKE IMPROVEMENT DISTRICT, HIGHLANDS COUNTY,
FLORIDA:**

Current and future wastewater usage fees and charges, according to the attached “Schedule A” adopted this 11th day of March to become effective immediately.

Spring Lake Improvement District

By: 
Brian Acker, Chairman

Attest:

By: 
Tim McKenna Secretary

Public Hearing
Wastewater Fees
March 11, 2015

EXHIBIT A

The following budget was developed by staff for operations thru Sept. 30, 2015:

INCOME:

User Fees	\$ 90,743 (314 customers @ \$289)
Loan from water fund, up to	<u>100,000</u> (unrestricted reserve, drawn as needed)
Total Income	\$190,743

EXPENSES:

<i>In-Kind Salaries and Benefits:</i>	<i>\$38,074***</i>
<i>Debt Service</i>	<i>will commence on 10/1/15</i>
Plant/System Maintenance	32,500 (Budget \$21,200; Joe Troia \$1,300)
Insurance	460
Chemicals	2700
Fuel and lubricants	550
Office and shop supplies	750
Electric	4750
✓ Repair and replacement	23500
Engineering and permitting	17000
Sludge removal	725
Testing	<u>7800</u>
Expenses	\$58,235
<u>Total Expenses</u>	<u>\$90,735</u>

\$90,735 divided by 314 users equals \$289 thru Sept. 30, 2015. Divided by 6.5 months equals a monthly fee of \$44.46

****will* ~~This is recommended that~~ *the* General Fund and Water Fund *will* provide in-kind services toward the establishment of an effective wastewater system thru 9/30. The FY '15 budget process will determine future personnel expenses charged to wastewater.

Extensive industry experience, with a personal touch

Diane,
Congrats on the 2014 Plant Operations
Excellence Award.

Have a great 2015.

Keely^a
The Stroemer Team!

Our community looks great!
Thank you S.L.I.D. your
employees are always
courteous and so happy
doing so. That is quite
a feat.

Congrats, too, on winning
the award for being the
best improvement district.
you deserve it!!

Thank you again,
Gret & Will Pratt

SPRING LAKE IMPROVEMENT DISTRICT

Un-audited Financial Statements

**As of
February 28, 2015**

**Board of Supervisors Meeting
March 11, 2015**

I. P & L Budget vs. Actual

II. Trial Balance

III. Check Run Summary (including Cash Disbursements/Receipts)

IV. Journal Entries

V. Assessment Collections

Spring Lake Improvement District
Statement of Revenues and Expenditures - P&L by Fund (Original Budget)
001 - General Fund
From 10/1/2014 Through 9/30/2015

	Current Year Actual	Current Period Budget - Original	YTD Budget Variance - Original	Percent of Budget
Income				
TAX ASSESSMENTS				
Drainage Assessments	312,021.04	480,351.00	(168,329.96)	64.95%
General Govt. Assessments	276,564.06	422,845.00	(146,280.94)	65.40%
St Light Assessments	21,274.16	29,600.00	(8,325.84)	71.87%
Mosquito Assessment	7,091.35	14,487.00	(7,395.65)	48.94%
Parks Assessments	100,923.75	158,745.00	(57,821.25)	63.57%
Total TAX ASSESSMENTS	717,874.36	1,106,028.00	(388,153.64)	64.91%
BILLING				
Mosquito on Water Bill	7,910.73	19,866.00	(11,955.27)	39.82%
St Lights on Water Bill	22,411.86	67,900.00	(45,488.14)	33.00%
County Right of Ways	1,088.25	4,353.00	(3,264.75)	25.00%
Total BILLING	31,410.84	92,119.00	(60,708.16)	34.10%
OTHER REVENUE SOURCES				
Misc Park Revenue	55.00	0.00	55.00	0.00%
Interest Income	423.47	2,000.00	(1,576.53)	21.17%
Building Lease	0.00	6,190.00	(6,190.00)	0.00%
Contributions from Water	0.00	190,500.00	(190,500.00)	0.00%
Total OTHER REVENUE SOURCES	478.47	198,690.00	(198,211.53)	0.24%
Total Income	749,763.67	1,396,837.00	(647,073.33)	53.68%
Expenses				
PERSONNEL				
Salaries	132,535.52	333,196.00	200,660.48	39.77%
FICA	10,138.92	25,489.00	15,350.08	39.77%
Pension	5,607.62	17,538.00	11,930.38	31.97%
Health Insurance	33,005.42	65,539.00	32,533.58	50.35%
Worker's Compensation	9,037.80	11,271.00	2,233.20	80.18%
Unemployment	0.00	2,696.00	2,696.00	0.00%
Total PERSONNEL	190,325.28	455,729.00	265,403.72	41.76%
MANAGEMENT				
Supervisor Fees	1,125.00	2,700.00	1,575.00	41.66%
Audit	0.00	10,000.00	10,000.00	0.00%
Accounting	591.50	6,000.00	5,408.50	9.85%
Travel	0.00	3,000.00	3,000.00	0.00%
Portal Hosting & Support	0.00	1,800.00	1,800.00	0.00%
Legal Advertising	385.90	450.00	64.10	85.75%
Planning & Development	398.26	2,500.00	2,101.74	15.93%
Memberships	1,870.00	1,925.00	55.00	97.14%
Training and Conferences	2,441.51	10,000.00	7,558.49	24.41%
Attorney	2,250.00	6,300.00	4,050.00	35.71%
Legal	8,155.00	15,000.00	6,845.00	54.36%
Engineering	127,438.30	30,000.00	(97,438.30)	424.79%
SL Breeze	1,715.50	6,000.00	4,284.50	28.59%
Total MANAGEMENT	146,370.97	95,675.00	(50,695.97)	152.99%
FEES				
Tax Collection Fees	21,493.91	62,000.00	40,506.09	34.66%
Recording Fees & Charges	0.00	1,000.00	1,000.00	0.00%
Total FEES	21,493.91	63,000.00	41,506.09	34.12%
OPERATING				

Spring Lake Improvement District
Statement of Revenues and Expenditures - P&L by Fund (Original Budget)
001 - General Fund
From 10/1/2014 Through 9/30/2015

	Current Year Actual	Current Period Budget - Original	YTD Budget Variance - Original	Percent of Budget
Computer Services	1,648.16	4,500.00	2,851.84	36.62%
Refuse Removal	253.80	810.00	556.20	31.33%
Pest Control	285.40	600.00	314.60	47.56%
Telephone	1,529.06	3,850.00	2,320.94	39.71%
Electric - Offices	1,182.82	2,925.00	1,742.18	40.43%
Equipment Lease	30,220.70	68,500.00	38,279.30	44.11%
Insurance	39,770.90	39,000.00	(770.90)	101.97%
Office Supplies	1,823.16	5,400.00	3,576.84	33.76%
Postage	685.23	1,250.00	564.77	54.81%
Fuel & Lubricants	9,110.62	29,500.00	20,389.38	30.88%
Uniform Rental	1,808.20	3,600.00	1,791.80	50.22%
Chemicals	14,719.80	25,000.00	10,280.20	58.87%
Electric - Pump Station	5,075.61	8,000.00	2,924.39	63.44%
Shop Tools and Supplies	2,673.07	7,000.00	4,326.93	38.18%
Operating Equipment	2,630.50	7,000.00	4,369.50	37.57%
Electric - St Lights	38,273.38	95,000.00	56,726.62	40.28%
Electric - Parks & Median Signs	823.32	3,000.00	2,176.68	27.44%
Total OPERATING	152,513.73	304,935.00	152,421.27	50.02%
MAINTENANCE				
Janitorial	760.28	2,400.00	1,639.72	31.67%
Building Maintenance	896.25	6,000.00	5,103.75	14.93%
Maintenance-Pump Station	1,384.95	2,500.00	1,115.05	55.39%
Canal Restoration	2,298.26	7,000.00	4,701.74	32.83%
Maintenance - Vehicle	844.53	8,000.00	7,155.47	10.55%
Maintenance-Parks	5,655.21	20,000.00	14,344.79	28.27%
Total MAINTENANCE	11,839.48	45,900.00	34,060.52	25.79%
CAPITAL OUTLAY				
Capital Outlay	104,576.70	104,820.00	243.30	99.76%
Total CAPITAL OUTLAY	104,576.70	104,820.00	243.30	99.77%
DEBT SERVICE				
Debt Principle - Waldron	82,914.22	83,000.00	85.78	99.89%
Debt Principle - HIB	0.00	77,000.00	77,000.00	0.00%
Debt Interest - Waldron	3,484.29	9,000.00	5,515.71	38.71%
Debt Interest - HIB	0.00	21,000.00	21,000.00	0.00%
Total DEBT SERVICE	86,398.51	190,000.00	103,601.49	45.47%
RENEWAL & REPLACEMENT				
Renewal & Replacement	4,681.41	47,500.00	42,818.59	9.85%
Total RENEWAL & REPLACEMENT	4,681.41	47,500.00	42,818.59	9.86%
CONTRACTURAL SERVICES				
Grant Management	9,550.00	26,500.00	16,950.00	36.03%
Total CONTRACTURAL SERVICES	9,550.00	26,500.00	16,950.00	36.04%
RESERVE FUNDS				
Unreserved Funds	0.00	24,680.00	24,680.00	0.00%
Due To Water Fund	0.00	38,100.00	38,100.00	0.00%
Total RESERVE FUNDS	0.00	62,780.00	62,780.00	0.00%
Total Expenses	727,749.99	1,396,839.00	669,089.01	52.10%
Net Income	22,013.68	(2.00)	22,015.68	(1,100,683.98)%

Spring Lake Improvement District
Statement of Revenues and Expenditures - P&L by Fund (Original Budget)
101 - 319 Grant
From 10/1/2014 Through 9/30/2015

	<u>Current Year Actual</u>	<u>Current Period Budget - Original</u>	<u>YTD Budget Variance - Original</u>	<u>Percent of Budget</u>
Income				
OTHER REVENUE SOURCES				
319 Grant Revenue	0.00	624,000.00	(624,000.00)	0.00%
Legislative Appropriation	0.00	415,999.96	(415,999.96)	0.00%
Total OTHER REVENUE SOURCES	<u>0.00</u>	<u>1,039,999.96</u>	<u>(1,039,999.96)</u>	<u>0.00%</u>
Total Income	<u>0.00</u>	<u>1,039,999.96</u>	<u>(1,039,999.96)</u>	<u>0.00%</u>
Expenses				
PERSONNEL				
Fringe Benefits	0.00	19,618.09	19,618.09	0.00%
Salaries	0.00	108,989.60	108,989.60	0.00%
Total PERSONNEL	<u>0.00</u>	<u>128,607.69</u>	<u>128,607.69</u>	<u>0.00%</u>
MANAGEMENT				
319 Grant 40% Match	0.00	287,392.27	287,392.27	0.00%
Total MANAGEMENT	<u>0.00</u>	<u>287,392.27</u>	<u>287,392.27</u>	<u>0.00%</u>
CONTRACTURAL SERVICES				
319 Grant Construction	0.00	624,000.00	624,000.00	0.00%
Total CONTRACTURAL SERVICES	<u>0.00</u>	<u>624,000.00</u>	<u>624,000.00</u>	<u>0.00%</u>
Total Expenses	<u>0.00</u>	<u>1,039,999.96</u>	<u>1,039,999.96</u>	<u>0.00%</u>
Net Income	<u>0.00</u>	<u>0.00</u>	<u>0.00</u>	<u>0.00%</u>

Spring Lake Improvement District
Statement of Revenues and Expenditures - P&L by Fund (Original Budget)
401 - Water Fund
From 10/1/2014 Through 9/30/2015

	Current Year Actual	Current Period Budget - Original	YTD Budget Variance - Original	Percent of Budget
Income				
BILLING				
Water Revenue	187,238.25	567,000.00	(379,761.75)	33.02%
Backflow Fees	117.00	0.00	117.00	0.00%
Total BILLING	187,355.25	567,000.00	(379,644.75)	33.04%
OTHER REVENUE SOURCES				
Interest Income	895.60	2,000.00	(1,104.40)	44.78%
Miscellaneous Income	2,064.96	9,000.00	(6,935.04)	22.94%
Total OTHER REVENUE SOURCES	2,960.56	11,000.00	(8,039.44)	26.91%
Total Income	190,315.81	578,000.00	(387,684.19)	32.93%
Expenses				
PERSONNEL				
Salaries	75,958.02	198,497.00	122,538.98	38.26%
FICA	5,810.47	15,185.00	9,374.53	38.26%
Pension	4,199.30	11,355.00	7,155.70	36.98%
Health Insurance	17,435.60	33,262.00	15,826.40	52.41%
Worker's Compensation	5,188.35	6,039.00	850.65	85.91%
Unemployment	0.00	1,573.00	1,573.00	0.00%
Total PERSONNEL	108,591.74	265,911.00	157,319.26	40.84%
MANAGEMENT				
Supervisor Fees	875.00	2,100.00	1,225.00	41.66%
Audit	0.00	5,000.00	5,000.00	0.00%
Legal Advertising	163.00	350.00	187.00	46.57%
Memberships	1,835.00	2,900.00	1,065.00	63.27%
Training and Conferences	349.00	5,000.00	4,651.00	6.98%
Attorney	1,750.00	4,900.00	3,150.00	35.71%
Legal	100.00	0.00	(100.00)	0.00%
Engineering	0.00	5,000.00	5,000.00	0.00%
Total MANAGEMENT	5,072.00	25,250.00	20,178.00	20.09%
FEES				
Recording Fees & Charges	218.00	1,000.00	782.00	21.80%
Credit Card Fees	1,004.16	3,500.00	2,495.84	28.69%
Total FEES	1,222.16	4,500.00	3,277.84	27.16%
OPERATING				
Computer Services	4,960.58	7,500.00	2,539.42	66.14%
Refuse Removal	197.40	630.00	432.60	31.33%
Pest Control	66.80	200.00	133.20	33.40%
Telephone	2,168.18	4,950.00	2,781.82	43.80%
Electric - Offices	919.97	2,275.00	1,355.03	40.43%
Insurance	18,355.80	18,000.00	(355.80)	101.97%
Office Supplies	1,491.41	4,200.00	2,708.59	35.50%
Postage	3,568.12	4,500.00	931.88	79.29%
Fuel & Lubricants	1,868.96	7,500.00	5,631.04	24.91%
Uniform Rental	599.56	1,700.00	1,100.44	35.26%
Potable Water Quality	647.50	3,000.00	2,352.50	21.58%
Electric - Water Plant	5,066.97	13,000.00	7,933.03	38.97%
Building Lease	0.00	6,190.00	6,190.00	0.00%
Maintenance-Water Distribution	7,793.51	18,000.00	10,206.49	43.29%
Hydrant Testing	0.00	10,000.00	10,000.00	0.00%

Spring Lake Improvement District
Statement of Revenues and Expenditures - P&L by Fund (Original Budget)
401 - Water Fund
From 10/1/2014 Through 9/30/2015

	Current Year Actual	Current Period Budget - Original	YTD Budget Variance - Original	Percent of Budget
Meter Costs	0.00	1,000.00	1,000.00	0.00%
Backflow Valves	0.00	10,000.00	10,000.00	0.00%
Chemicals	5,954.25	20,000.00	14,045.75	29.77%
Shop Tools and Supplies	1,777.15	4,200.00	2,422.85	42.31%
Operating Equipment	850.34	3,000.00	2,149.66	28.34%
Total OPERATING	56,286.50	139,845.00	83,558.50	40.25%
MAINTENANCE				
Janitorial	553.30	800.00	246.70	69.16%
Building Maintenance	519.55	2,000.00	1,480.45	25.97%
Maintenance-Water Plant	146.31	20,000.00	19,853.69	0.73%
Maintenance - Vehicle	1,930.40	3,000.00	1,069.60	64.34%
Total MAINTENANCE	3,149.56	25,800.00	22,650.44	12.21%
CAPITAL OUTLAY				
Capital Outlay	0.00	2,693.00	2,693.00	0.00%
Total CAPITAL OUTLAY	0.00	2,693.00	2,693.00	0.00%
RENEWAL & REPLACEMENT				
Renewal & Replacement	9,475.00	100,000.00	90,525.00	9.47%
Total RENEWAL & REPLACEMENT	9,475.00	100,000.00	90,525.00	9.47%
CONTRACTURAL SERVICES				
Contractural Services	650.00	4,000.00	3,350.00	16.25%
Total CONTRACTURAL SERVICES	650.00	4,000.00	3,350.00	16.25%
OTHER				
Cross Connection Control	6,270.00	10,000.00	3,730.00	62.70%
Total OTHER	6,270.00	10,000.00	3,730.00	62.70%
Total Expenses	190,716.96	577,999.00	387,282.04	33.00%
Net Income	(401.15)	1.00	(402.15)	(40,115.00)%

Spring Lake Improvement District
Statement of Revenues and Expenditures - P&L by Fund (Original Budget)
402 - Lot Mowing Fund
From 10/1/2014 Through 9/30/2015

	<u>Current Year Actual</u>	<u>Current Period Budget - Original</u>	<u>YTD Budget Variance - Original</u>	<u>Percent of Budget</u>
Income				
BILLING				
Lot Mowing Assessments	117,529.94	223,276.00	(105,746.06)	52.63%
Total BILLING	117,529.94	223,276.00	(105,746.06)	52.64%
OTHER REVENUE SOURCES				
Interest Income	88.33	250.00	(161.67)	35.33%
Total OTHER REVENUE SOURCES	88.33	250.00	(161.67)	35.33%
Total Income	117,618.27	223,526.00	(105,907.73)	52.62%
Expenses				
PERSONNEL				
Salaries	35,419.68	85,818.00	50,398.32	41.27%
FICA	2,710.00	6,565.00	3,855.00	41.27%
Pension	999.48	4,057.00	3,057.52	24.63%
Health Insurance	10,077.40	22,343.00	12,265.60	45.10%
Worker's Compensation	2,510.50	4,142.00	1,631.50	60.61%
Unemployment	0.00	731.00	731.00	0.00%
Total PERSONNEL	51,717.06	123,656.00	71,938.94	41.82%
MANAGEMENT				
Supervisor Fees	500.00	1,200.00	700.00	41.66%
Audit	0.00	5,000.00	5,000.00	0.00%
Legal Advertising	0.00	200.00	200.00	0.00%
Memberships	125.00	175.00	50.00	71.42%
Training and Conferences	0.00	1,000.00	1,000.00	0.00%
Attorney	1,000.00	2,800.00	1,800.00	35.71%
Total MANAGEMENT	1,625.00	10,375.00	8,750.00	15.66%
FEES				
Tax Collection Fees	3,530.35	10,000.00	6,469.65	35.30%
Recording Fees & Charges	0.00	2,000.00	2,000.00	0.00%
Total FEES	3,530.35	12,000.00	8,469.65	29.42%
OPERATING				
Computer Services	699.19	1,000.00	300.81	69.91%
Refuse Removal	112.80	360.00	247.20	31.33%
Pest Control	66.80	200.00	133.20	33.40%
Telephone	540.30	1,400.00	859.70	38.59%
Electric - Offices	525.71	1,300.00	774.29	40.43%
Insurance	3,059.30	3,000.00	(59.30)	101.97%
Office Supplies	810.34	2,400.00	1,589.66	33.76%
Postage	38.93	500.00	461.07	7.78%
Fuel & Lubricants	5,372.32	20,000.00	14,627.68	26.86%
Uniform Rental	585.32	1,200.00	614.68	48.77%
Shop Tools and Supplies	947.11	2,800.00	1,852.89	33.82%
Operating Equipment	471.11	3,000.00	2,528.89	15.70%
Total OPERATING	13,229.23	37,160.00	23,930.77	35.60%
MAINTENANCE				
Janitorial	253.28	800.00	546.72	31.66%
Maintenance - Vehicle	84.04	1,500.00	1,415.96	5.60%
Maintenance-Lot Mowing	785.25	10,000.00	9,214.75	7.85%
Total MAINTENANCE	1,122.57	12,300.00	11,177.43	9.13%
CAPITAL OUTLAY				

Spring Lake Improvement District
Statement of Revenues and Expenditures - P&L by Fund (Original Budget)
402 - Lot Mowing Fund
From 10/1/2014 Through 9/30/2015

	<u>Current Year Actual</u>	<u>Current Period Budget - Original</u>	<u>YTD Budget Variance - Original</u>	<u>Percent of Budget</u>
Capital Outlay	0.00	15,000.00	15,000.00	0.00%
Total CAPITAL OUTLAY	0.00	15,000.00	15,000.00	0.00%
RENEWAL & REPLACEMENT				
Renewal & Replacement	0.00	13,035.00	13,035.00	0.00%
Total RENEWAL & REPLACEMENT	0.00	13,035.00	13,035.00	0.00%
Total Expenses	<u>71,224.21</u>	<u>223,526.00</u>	<u>152,301.79</u>	<u>31.86%</u>
Net Income	<u>46,394.06</u>	<u>0.00</u>	<u>46,394.06</u>	<u>0.00%</u>

Spring Lake Improvement District
Normal Trial Balance - Trial Balance by Fund
01 - General Fund
From 2/1/2015 Through 2/28/2015

Account Code	Account Title	Debit Balance	Credit Balance
101100	Cash Operating	92,699.71	
101200	State Board Fund A	2,403.44	
101300	State Board R & R Fund A	2,772.84	
101600	Emergency Fund	63,797.70	
101700	Capital Projects	14,670.92	
101701	Capital - Pump Station	5,590.50	
101702	Capital - Canal Restoration	15,000.00	
101703	Capital - Control Structures	5,591.03	
101704	Capital - Water Body Construction	84,574.00	
101705	Capital - Parks and Recreation	10,143.43	
101800	Renewal & Replacement	80,873.26	
101901	Operating - General Fund Reserves	496,184.27	
101902	Operating - Parks Reserves	27,753.00	
101903	Operating - St Light Reserves	8,015.31	
115005	A/R - Drainage		303.50
115200	A/R-Billing	1,116.74	
117000	Allowance for Uncollectible A/R		1,116.74
133100	Due from Other Govt - PY Taxes	193,258.00	
133200	Allowance for doubtful - due from Other Govt.		193,258.00
207103	Due To Water		152,400.00
220347	Community Center Deposits		100.00
229100	Due to AFLAC		596.92
229200	Due to New York Life	39.38	
229400	Due to Pension		1,575.61
229500	Due to Health Insurance		867.23
229700	SEP/IRA Employee Contribution		780.22
229800	Roth IRA - Employee Contribution		230.00
271000	Unreserved Fund Balance		715,542.61
319100	Drainage Assessments		312,021.04
325200	General Govt. Assessments		276,564.06
343100	St Light Assessments		21,274.16
343900	Mosquito Assessment		7,091.35
347200	Parks Assessments		100,923.75
347205	Misc Park Revenue		55.00
349200	Mosquito on Water Bill		7,910.73
349300	St Lights on Water Bill		22,411.86
349400	County Right of Ways		1,088.25
361100	Interest Income		423.47
511110	Supervisor Fees	1,125.00	
513120	Salaries	126,672.92	
513210	FICA	9,690.42	
513220	Pension	5,356.73	
513230	Health Insurance	31,966.62	
513240	Worker's Compensation	9,037.80	
513318	Tax Collection Fees	21,493.91	
513325	Accounting	591.50	
513342	Computer Services	1,648.16	
513343	Refuse Removal	253.80	
513344	Pest Control	285.40	
513345	Janitorial	760.28	
513415	Telephone	1,529.06	
513430	Electric - Offices	1,182.82	
513445	Equipment Lease	30,220.70	
513450	Insurance	39,770.90	

Spring Lake Improvement District
Normal Trial Balance - Trial Balance by Fund
01 - General Fund
From 2/1/2015 Through 2/28/2015

<u>Account Code</u>	<u>Account Title</u>	<u>Debit Balance</u>	<u>Credit Balance</u>
513480	Legal Advertising	385.90	
513490	Planning & Development	398.26	
513510	Office Supplies	1,823.16	
513520	Postage	685.23	
513525	Fuel & Lubricants	9,110.62	
513527	Uniform Rental	1,810.48	
513542	Memberships	1,870.00	
513550	Training and Conferences	2,441.51	
513600	Capital Outlay	104,576.70	
513620	Building Maintenance	896.25	
513630	Renewal & Replacement	4,681.41	
514310	Attorney	2,250.00	
514315	Legal	8,155.00	
515310	Engineering	127,438.30	
517710	Debt Principle - Waldron	82,914.22	
517720	Debt Interest - Waldron	3,484.29	
519410	SL Breeze	1,715.50	
537520	Chemicals	14,719.80	
538340	Grant Management	9,550.00	
538430	Electric - Pump Station	5,075.61	
538460	Maintenance-Pump Station	1,384.95	
538465	Canal Restoration	2,298.26	
538466	Maintenance - Vehicle	844.53	
538526	Shop Tools and Supplies	2,272.27	
538527	Operating Equipment	2,603.46	
541430	Electric - St Lights	30,608.30	
572430	Electric - Parks & Median Signs	815.73	
572460	Maintenance-Parks	5,655.21	
	Total 01 - General Fund	1,816,534.50	1,816,534.50

Spring Lake Improvement District
Normal Trial Balance - Trial Balance by Fund
41 - Water Fund
From 2/1/2015 Through 2/28/2015

Account Code	Account Title	Debit Balance	Credit Balance
101100	Cash Operating	39,827.76	
101200	State Board Fund A	11,107.34	
101300	State Board R & R Fund A	9,912.44	
101700	Capital Projects	168,557.08	
101800	Renewal & Replacement	301,416.70	
101900	Operating Reserve	163,226.05	
101905	Certificate of Deposit	326,087.15	
102100	Petty Cash	100.00	
115200	A/R-Billing	73,269.47	
117000	Allowance for Uncollectible A/R		24,731.03
131105	Due from General Fund	152,400.00	
161900	Land-Water Fund	7,014.20	
162900	Buildings-Water	284,120.58	
163900	Accumulated Depreciation		2,240,548.15
164912	Water System	2,720,406.42	
166902	Equipment-Enterprise Funds	221,927.24	
207101	Street Lights on Water Bill		5.34
207102	Mosquito on Water Bill		1.88
210100	Compensated Absences		10,634.48
220100	Customer Deposits		52,819.44
220200	Refunds	413.25	
229100	Due to AFLAC		405.39
229200	Due to New York Life	43.87	
229400	Due to Pension		1,864.44
229500	Due to Health Insurance	622.99	
229700	SEP/IRA Employee Contribution		199.60
229800	Roth IRA - Employee Contribution		750.00
271000	Unreserved Fund Balance		2,134,047.61
343300	Water Revenue		187,238.25
343303	Backflow Fees		117.00
361100	Interest Income		895.60
369903	Miscellaneous Income		2,064.96
511110	Supervisor Fees	875.00	
513120	Salaries	72,983.01	
513210	FICA	5,582.89	
513220	Pension	4,035.08	
513230	Health Insurance	16,959.41	
513240	Worker's Compensation	5,188.35	
513342	Computer Services	4,960.58	
513343	Refuse Removal	197.40	
513344	Pest Control	66.80	
513345	Janitorial	553.30	
513415	Telephone	2,168.18	
513430	Electric - Offices	919.97	
513450	Insurance	18,355.80	
513480	Legal Advertising	163.00	
513491	Recording Fees & Charges	218.00	
513492	Credit Card Fees	1,004.16	
513510	Office Supplies	1,491.41	
513520	Postage	3,568.12	
513525	Fuel & Lubricants	1,868.96	
513527	Uniform Rental	600.50	
513542	Memberships	1,835.00	
513550	Training and Conferences	349.00	
513620	Building Maintenance	519.55	

Spring Lake Improvement District
Normal Trial Balance - Trial Balance by Fund
41 - Water Fund
From 2/1/2015 Through 2/28/2015

<u>Account Code</u>	<u>Account Title</u>	<u>Debit Balance</u>	<u>Credit Balance</u>
514310	Attorney	1,750.00	
514315	Legal	100.00	
533340	Contractural Services	650.00	
533348	Potable Water Quality	647.50	
533430	Electric - Water Plant	5,066.97	
533460	Maintenance-Water Plant	146.31	
533495	Cross Connection Control	6,270.00	
533525	Maintenance-Water Distribution	6,521.10	
537520	Chemicals	5,954.25	
538466	Maintenance - Vehicle	1,930.24	
538526	Shop Tools and Supplies	1,536.67	
538527	Operating Equipment	<u>834.12</u>	
	Total 41 - Water Fund	4,656,323.17	4,656,323.17

Spring Lake Improvement District
Normal Trial Balance - Trial Balance by Fund
42 - Lot Mowing Fund
From 2/1/2015 Through 2/28/2015

Account Code	Account Title	Debit Balance	Credit Balance
101100	Cash Operating	32,429.05	
101200	State Board Fund A	1,784.86	
101800	Renewal & Replacement	28,475.00	
101900	Operating Reserve	134,028.65	
115200	A/R-Billing	51,973.74	
117000	Allowance for Uncollectible A/R		51,973.74
133100	Due from Other Govt - PY Taxes	27,150.00	
133200	Allowance for doubtful - due from Other Govt.		27,150.00
163900	Accumulated Depreciation		181,778.22
166902	Equipment-Enterprise Funds	254,038.86	
210100	Compensated Absences		4,716.96
229100	Due to AFLAC		149.11
229200	Due to New York Life	0.69	
229400	Due to Pension	94.68	
229500	Due to Health Insurance		1,504.26
229700	SEP/IRA Employee Contribution		226.18
229800	Roth IRA - Employee Contribution		20.00
271000	Unreserved Fund Balance		213,812.29
343901	Lot Mowing Assessments		117,529.94
361100	Interest Income		88.33
511110	Supervisor Fees	500.00	
513120	Salaries	33,851.29	
513210	FICA	2,590.00	
513220	Pension	955.63	
513230	Health Insurance	9,728.33	
513240	Worker's Compensation	2,510.50	
513318	Tax Collection Fees	3,530.35	
513342	Computer Services	699.19	
513343	Refuse Removal	112.80	
513344	Pest Control	66.80	
513345	Janitorial	253.28	
513415	Telephone	540.30	
513430	Electric - Offices	525.71	
513450	Insurance	3,059.30	
513510	Office Supplies	810.34	
513520	Postage	38.93	
513525	Fuel & Lubricants	5,372.32	
513527	Uniform Rental	587.05	
513542	Memberships	125.00	
514310	Attorney	1,000.00	
538466	Maintenance - Vehicle	84.04	
538526	Shop Tools and Supplies	786.79	
538527	Operating Equipment	460.30	
539460	Maintenance-Lot Mowing	785.25	
	Total 42 - Lot Mowing Fund	598,949.03	598,949.03
Report Total		7,071,806.70	7,071,806.70
Report Difference			0.00

Spring Lake Improvement District
 Check/Voucher Register - SLID-Check Register
 101100 - Cash Operating
 From 2/1/2015 Through 2/28/2015

Effective Date	Check Number	Payee	Check Amount	Transaction Description	Spoiled
2/10/2015	10039	Emily Hoffman	(50.09)	DEPOSIT REFUND - 127 MADRID DRIVE	No
2/10/2015	10082	Maria Bhoorasingh	(59.36)	Deposit Refund - 320 Cherry Tree Drive	No
2/10/2015	10089	Skyfar Scott	(36.88)	Deposit Refund - 232 Glen Mar Circle	No
2/10/2015	11098	Cathryn Duprey	20.19	Re-Issue Refund Check for 1218 Villaway	No
2/10/2015	11099	Richard Smith	49.50	Deposit Refund 604 Villaway	No
2/10/2015	11100	Edward Hilarcik	100.00	Deposit Refund 7811 Valencia Road	No
2/10/2015	11101	ReMax Realty	67.87	Deposit Refund 6617 Coral Ridge Road	No
2/10/2015	11102	Maribel Garza	55.86	Deposit Refund 309 Cherry Tree Drive	No
2/10/2015	11103	Andres Centonzio	9.83	Deposit Refund 232 Glen Mar Circle	No
2/10/2015	11104	Highlands Independent Bank	69.90	Deposit Refund 1121 Lakeside Way	No
2/10/2015	11105	William Nickalson	64.98	Deposit Refund 318 Cherry Tree Drive	No
	11106		0.00		Yes
2/10/2015	11107	Bart Culpepper	53.08	Deposit Refund 409 Blossom Drive	No
2/10/2015	11108	Edward Coles	47.61	Deposit Refund 705 Glen Mar Court	No
2/10/2015	11109	ADAPCO	7,492.80	MOSQUITO CHEMICALS	No
2/10/2015	11110	Arlene Klingbiel	100.00	MEETING EXPENSE FEBRUARY 2015	No
2/10/2015	11111	Baker Septic Installations, Inc.	140.00	MONTHLY CLEANING SERVICES	No
2/10/2015	11112	Bill Lawens	100.00	MEETING EXPENSE FEBRUARY 2015	No
2/10/2015	11113	Brian Acker	100.00	MEETING EXPENSE	No
2/10/2015	11114	Byrd Information Technology Services	75.00	REMOTE FIX VIRUS CLAYS COMPUTER	No
	11115		0.00		Yes
2/10/2015	11116	Carquest Auto Parts Stores	12.06	air filter	No
2/10/2015		Carquest Auto Parts Stores	102.84	angle grinder	No
2/10/2015		Carquest Auto Parts Stores	21.06	fuel filters	No
2/10/2015		Carquest Auto Parts Stores	62.48	gaskets and lube	No
2/10/2015		Carquest Auto Parts Stores	63.84	grease, oil filters, fuel filters	No
2/10/2015		Carquest Auto Parts Stores	14.34	hydraulic hose	No
2/10/2015		Carquest Auto Parts Stores	25.18	lights for w-1 truck	No
2/10/2015		Carquest Auto Parts Stores	22.31	misc shop supplies	No
2/10/2015		Carquest Auto Parts Stores	67.84	motor oil and filters	No
2/10/2015		Carquest Auto Parts Stores	244.46	oil	No
2/10/2015		Carquest Auto Parts Stores	287.91	oil and hydraulic fluid	No
2/10/2015		Carquest Auto Parts Stores	2.95	oil filter	No
2/10/2015		Carquest Auto Parts Stores	29.54	oil filter, air filter	No
2/10/2015		Carquest Auto Parts Stores	20.88	oil filters	No
2/10/2015		Carquest Auto Parts Stores	22.50	parts for mowtrim	No
2/10/2015		Carquest Auto Parts Stores	27.98	wiper blades	No
2/10/2015	11117	Century Link	64.06	FEBRUARY 2015 COMMUNITY CENTER	No
2/10/2015		Century Link	282.77	FEBRUARY 2015 DISTRICT OFFICE	No

Spring Lake Improvement District
 Check/Voucher Register - SLID-Check Register
 101100 - Cash Operating
 From 2/1/2015 Through 2/28/2015

Effective Date	Check Number	Payee	Check Amount	Transaction Description	Spoiled
2/10/2015		Century Link	227.57	FEBRUARY 2015 MAINT SHOP	No
2/10/2015	11118	Couture's Garden Center	180.00	4 SETS OF BLADES	No
2/10/2015		Couture's Garden Center	19.95	MISC PART	No
2/10/2015		Couture's Garden Center	25.95	THROTTLE CABLE	No
2/10/2015	11119	Craig A. Smith & Associates	11,006.00	PROFESSIONAL SERVICES THROUGH JANUARY 2015	No
2/10/2015	11120	Crystal Springs	32.93	MONTHLY SERVICE	No
2/10/2015	11121	Deborah Cleveland	200.00	JANITORIAL CLEANING FEBRUARY 2015	No
2/10/2015	11122	Flowers Chemical Laboratories	140.00	WATER SAMPLES	No
2/10/2015	11123	Gary Behrendt	100.00	MEETING EXPENSE FEBRUARY 2015	No
2/10/2015	11124	Guardian Community Resource Mgmt, Inc	1,280.00	TASK ORDER 1 FEBRUARY 2015	No
2/10/2015	11125	Hydro Designs	1,254.00	Cross Connection Control Program	No
2/10/2015	11126	Joe DeCervo	393.44	Reimburse Health February 2015	No
2/10/2015	11127	Progressive Waste Solutions	141.00	FEBRUARY 2015 REFUSE SERVICE	No
2/10/2015	11128	Ramba Consulting group, LLC	2,065.00	LEGISLATIVE CONSULTATION THROUGH JANUARY 2015	No
2/10/2015	11129	Ring Power Corporation	456.89	MOW/TRIM PARTS	No
2/10/2015	11130	Spring Lake Lawn & Garden Center	35.80	MISC PARTS	No
2/10/2015	11131	Sunshine State One Call of Florida Inc.	24.09	LOCATE TICKETS	No
2/10/2015	11132	The Dumont Company, Inc.	397.00	CHEMICALS	No
2/10/2015		The Dumont Company, Inc.	387.20	Water Chemicals	No
2/10/2015	11133	The News-Sun	318.00	LEGAL NOTICES	No
2/10/2015	11134	Tim Mckenna	100.00	MEETING EXPENSE FEBRUARY 2015	No
2/10/2015	11135	Tradewinds Power Corp	4,681.41	PUMP	No
2/10/2015	11136	Triangle Hardware	96.27	MISC PARTS AND SUPPLIES	No
2/10/2015	11137	Unifirst Corporation	182.75	SERVICES W/E 1-28-2015	No
2/10/2015		Unifirst Corporation	166.45	SERVICES W/E 2-4-15	No
2/10/2015	11138	William J Nielander	1,000.00	MONTHLY RETAINER FEBRUARY 2015	No
2/10/2015	11139	Xerox Corporation	84.12	JANUARY 2015 SERVICES	No
	11140		0.00		Yes
2/12/2015	11141	Ables & Craig, P.A.	100.00	Earnest Money	No
2/24/2015	11142	Edd Vowels	76.76	Deposit Refund 423 Duane Palmer Boulevard	No
2/24/2015	11143	Gale Monda	18.68	Deposit Refund 201 Dells Drive	No
2/24/2015	11144	Jeremiah's International	172.02	Deposit Refund 7533 Valencia Road	No
2/24/2015	11145	Donald Bailey	31.54	Deposit Refund 2118 Villaway	No
2/24/2015	11146	James Koperski	50.00	Deposit Refund 710 Villaway	No
2/24/2015	11147	Peter Dann	49.50	Deposit Refund 609 Villaway	No
2/24/2015	11148	Jolande Wijks	75.08	Deposit Refund 7208 Spring Hill Road	No
2/24/2015	11149	Warren Winter	34.16	Deposit Refund 6116 Candler Terrace	No
2/24/2015	11150	Prime Plus Real Estate	83.19	Deposit Refund 1240 Blue Heron Drive	No

Spring Lake Improvement District
 Check/Voucher Register - SLID-Check Register
 101100 - Cash Operating
 From 2/1/2015 Through 2/28/2015

Effective Date	Check Number	Payee	Check Amount	Transaction Description	Spoiled
2/24/2015	11151	Antifreeze Recycling Services	214.50	Antifreeze disposal	No
2/24/2015	11152	Arrow Environmental Services	85.00	Termite Inspection at Community Center	No
2/24/2015	11153	The Bulb Bin	36.00	Light Bulbs for District Office	No
2/24/2015	11154	Classic Asphalt	400.00	Strip Pickle Ball Court and 3-point lines on Basketball Cour	No
2/24/2015	11155	Clay Shrum	22.00	Reimburse Food Expense for Focus on Change	No
2/24/2015	11156	Craig A. Smith & Associates	6,815.00	Professional Services through January 31, 2015	No
2/24/2015	11157	Creative Printing	504.67	Address and Postage Breeze Vol 6 Issue 2 Feb 2015	No
2/24/2015		Creative Printing	345.64	Newsletter Volume 6, Issue 2 February 2015	No
2/24/2015	11158	Creative Printing	1,237.00	Water Billing Cardstock	No
2/24/2015	11158	Crystal Springs	20.00	Monthly Service	No
2/24/2015	11159	The Dumont Company, Inc.	397.00	Liquid Chlorine for Water Plant	No
2/24/2015	11160	Guardian Community Resource Mgmt, Inc	1,050.00	Task Order 2 February 2015	No
2/24/2015	11161	Highlands County Board of Commissioners	1,727.30	7 loads of shellrock for ABC Park Road	No
2/24/2015	11162	Home Depot Credit Services	19.96	Cleaner	No
2/24/2015		Home Depot Credit Services	395.85	Misc Shop Supplies	No
2/24/2015		Home Depot Credit Services	264.24	Supplies for ABC Deck and Community Center	No
2/24/2015	11163	New York Life	72.79	Life Insurance March 2015	No
2/24/2015	11164	PETTY CASH	61.62	Reimburse Petty Cash for misc. supplies	No
2/24/2015	11165	Preferred Governmental Insurance Trust	1,764.33	Worker's Comp	No
2/24/2015	11166	Robbins Nursery	75.00	Rock and ground cloth	No
2/24/2015	11167	Taylor Oil	1,481.94	Diesel	No
2/24/2015	11168	Unifirst Corporation	313.10	Uniform Service	No
2/24/2015	11169	Verizon Wireless	165.22	On Call phone waterplant Feb 2015	No
2/24/2015	11170	Wal-Mart Community	129.76	Misc. Cleaning Supplies for District Office	No
2/13/2015	16177673	Caterpillar Financial Services Corporation	2,991.37	FEBRUARY 2015 BOOM MOWER	No
2/18/2015	2015021808...	Simplifile E Recording	12.00	Release of Lien c153530002000s00030	No
2/12/2015	2213853	Amazon.Com	30.16	Scanner for RF Meters	No
2/5/2015	3320	Custom Prints	227.00	Spring Lake Hats	No
2/9/2015	3500242AM...	POSTMASTER	35.00	BAR CODE SCANNER	No
2/20/2015	664787	Aflac	167.00	Stamps (2 rolls and 10 Priority Mail)	No
2/24/2015	839635	Francis Carmey	910.24	Aflac February 2012	No
2/10/2015	9418	Anne Duncan	(37.48)	DEPOSIT REFUND - 416 OXBOW DRIVE	No
2/10/2015	9481	Edd Vowels	(72.13)	Deposit Refund - 1208 Lakeside Way	No
2/10/2015	9551	Herbert Bell	(76.76)	Deposit Refund - 423 Duane Palmer	No
2/10/2015	9583	Provident Funding Assoc, LP	(20.19)	Deposit Refund - 1218 Villaway	No
2/10/2015	9659	Staples Office Supply	(14.67)	OVERPAYMENT - 5801 EDGEWATER TERRACE	No
2/19/2015	9720305456		111.79	Misc Office Supplies	No

Spring Lake Improvement District
 Check/Voucher Register - SLID-Check Register
 101100 - Cash Operating
 From 2/1/2015 Through 2/28/2015

Effective Date	Check Number	Payee	Check Amount	Transaction Description	Spoiled
2/19/2015	9720314273	Staples Office Supply	70.14	Columnar Notebooks	No
2/13/2015	9889058	Amazon.Com	141.43	Anivirus Software	No
2/6/2015	C0036915448	United Health Care Insurance Company	5,197.38	Health Insurance March 2015	No
2/19/2015	CSpill021920...	Sigma Consulting and Training Inc.	500.00	Chemical Spill Response Training March 6th	No
2/13/2015	DE06393280...	Duke Energy	14.08	January 2015 Parks Electric	No
2/25/2015	DE15329913...	Duke Energy	191.54	FEBRUARY 2015 OFFICE ELECTRIC	No
2/13/2015	DE30895512...	Duke Energy	13.68	January 2015 Parks Electric	No
2/13/2015	DE39774503...	Duke Energy	13.81	January 2015 Parks Electric	No
2/13/2015	DE55044046...	Duke Energy	11.89	January 2015 Parks Electric	No
2/13/2015	DE60412074...	Duke Energy	13.81	January 2015 Parks Electric	No
2/26/2015	DE67991560...	Duke Energy	164.88	FEBRUARY 2015 OFFICE ELECTRIC	No
2/13/2015	DE73469830...	Duke Energy	13.56	January 2015 Parks Electric	No
2/4/2015	DE74031656...	Duke Energy	7,665.08	Street Lights January 2015	No
2/13/2015	DE74390240...	Duke Energy	11.89	January 2015 Parks Electric	No
2/25/2015	DE74393121...	Duke Energy	293.96	FEBRUARY 2015 PUMP STATION ELECTRIC	No
2/4/2015	DE74398881...	Duke Energy	7.59	Parks Electric January 2015	No
2/13/2015	DE74439204...	Duke Energy	47.27	February 2015 Old Shop	No
2/25/2015	DE74440644...	Duke Energy	988.87	FEBRUARY 2015 WATER PLANT ELECTRIC	No
2/13/2015	DE74607696...	Duke Energy	12.12	January 2015 Parks Electric	No
2/13/2015	DE74612016...	Duke Energy	88.38	January 2015 Parks Electric	No
2/4/2015	EFTPS02042...	EFTPS (PAYROLL TAXES)	3,005.24	Payroll Liabilities w/e 2-4-15	No
2/11/2015	EFTPS02112...	EFTPS (PAYROLL TAXES)	2,875.26	PAYROLL TAXES W/E 2-11-2015	No
2/4/2015	EXPay02042...	Expert Pay	66.46	Payroll Liabilities w/e 2-4-15	No
2/18/2015	EXPay02182...	Expert Pay	66.46	Child Support w/e 2-18-15	No
2/11/2015	EXPERTPAY0...	Expert Pay	66.46	CHILD SUPPORT W/E 2-11-2015	No
2/23/2015	ExpertPay02...	Expert Pay	66.46	Child Support w/e 2-25-2015	No
2/18/2015	PRTax02182...	EFTPS (PAYROLL TAXES)	2,872.89	Payroll Taxes w/e 2-18-2015	No
2/23/2015	PRTax02252...	EFTPS (PAYROLL TAXES)	2,875.24	Payroll Taxes w/e 2-25-2015	No
2/2/2015	V3353	Catherine D. Angell	1,087.23	Employee: 01; Pay Date: 2/4/2015	No
2/2/2015	V3354	Wellington E. Clarke	524.99	Employee: 02; Pay Date: 2/4/2015	No
2/2/2015	V3355	Joseph T. DeCervo	1,373.16	Employee: 03; Pay Date: 2/4/2015	No
2/2/2015	V3356	Robert E. Hill	491.36	Employee: 24; Pay Date: 2/4/2015	No
2/2/2015	V3357	John Laiosa	520.74	Employee: 10; Pay Date: 2/4/2015	No
2/2/2015	V3358	Randolph Nelson	829.40	Employee: 12; Pay Date: 2/4/2015	No
2/2/2015	V3359	Joshua R. Nolen	413.92	Employee: 18; Pay Date: 2/4/2015	No
2/2/2015	V3360	Brian L. Patrick	456.37	Employee: 13; Pay Date: 2/4/2015	No
2/2/2015	V3361	Anthony L. Plyley	501.86	Employee: 26; Pay Date: 2/4/2015	No
2/2/2015	V3362	Tyler A. Sapp	361.14	Employee: 25; Pay Date: 2/4/2015	No
2/2/2015	V3363	Clay R. Shrum Sr.	919.57	Employee: 15; Pay Date: 2/4/2015	No

Spring Lake Improvement District
 Check/Voucher Register - SLID-Check Register
 101100 - Cash Operating
 From 2/1/2015 Through 2/28/2015

Effective Date	Check Number	Payee	Check Amount	Transaction Description	Spoiled
2/2/2015	V3364	Matthew C. Thompson	495.15	Employee: 23; Pay Date: 2/4/2015	No
2/9/2015	V3365	Catherine D. Angell	900.70	Employee: 01; Pay Date: 2/11/2015	No
2/9/2015	V3366	Wellington E. Clarke	525.00	Employee: 02; Pay Date: 2/11/2015	No
2/9/2015	V3367	Joseph T. DeCervo	1,373.16	Employee: 03; Pay Date: 2/11/2015	No
2/9/2015	V3368	Robert E. Hill	491.35	Employee: 24; Pay Date: 2/11/2015	No
2/9/2015	V3369	John Laiosa	520.74	Employee: 10; Pay Date: 2/11/2015	No
2/9/2015	V3370	Randolph Nelson	829.40	Employee: 12; Pay Date: 2/11/2015	No
2/9/2015	V3371	Joshua R. Nolen	413.92	Employee: 18; Pay Date: 2/11/2015	No
2/9/2015	V3372	Brian L. Patrick	456.37	Employee: 13; Pay Date: 2/11/2015	No
2/9/2015	V3373	Anthony L. Plyley	455.02	Employee: 26; Pay Date: 2/11/2015	No
2/9/2015	V3374	Tyler A. Sapp	361.14	Employee: 25; Pay Date: 2/11/2015	No
2/9/2015	V3375	Clay R. Shrum Sr.	919.57	Employee: 15; Pay Date: 2/11/2015	No
2/9/2015	V3376	Matthew C. Thompson	495.15	Employee: 23; Pay Date: 2/11/2015	No
2/13/2015	V3377	Catherine D. Angell	900.70	Employee: 01; Pay Date: 2/18/2015	No
2/13/2015	V3378	Wellington E. Clarke	524.99	Employee: 02; Pay Date: 2/18/2015	No
2/13/2015	V3379	Joseph T. DeCervo	1,373.15	Employee: 03; Pay Date: 2/18/2015	No
2/13/2015	V3380	Robert E. Hill	485.41	Employee: 24; Pay Date: 2/18/2015	No
2/13/2015	V3381	John Laiosa	520.74	Employee: 10; Pay Date: 2/18/2015	No
2/13/2015	V3382	Randolph Nelson	829.40	Employee: 12; Pay Date: 2/18/2015	No
2/13/2015	V3383	Joshua R. Nolen	413.92	Employee: 18; Pay Date: 2/18/2015	No
2/13/2015	V3384	Brian L. Patrick	456.38	Employee: 13; Pay Date: 2/18/2015	No
2/13/2015	V3385	Anthony L. Plyley	455.02	Employee: 26; Pay Date: 2/18/2015	No
2/13/2015	V3386	Tyler A. Sapp	361.15	Employee: 25; Pay Date: 2/18/2015	No
2/13/2015	V3387	Clay R. Shrum Sr.	919.57	Employee: 15; Pay Date: 2/18/2015	No
2/13/2015	V3388	Matthew C. Thompson	495.16	Employee: 23; Pay Date: 2/18/2015	No
2/23/2015	V3389	Catherine D. Angell	900.70	Employee: 01; Pay Date: 2/25/2015	No
2/23/2015	V3390	Wellington E. Clarke	525.00	Employee: 02; Pay Date: 2/25/2015	No
2/23/2015	V3391	Joseph T. DeCervo	1,373.16	Employee: 03; Pay Date: 2/25/2015	No
2/23/2015	V3392	Robert E. Hill	491.36	Employee: 24; Pay Date: 2/25/2015	No
2/23/2015	V3393	John Laiosa	520.74	Employee: 10; Pay Date: 2/25/2015	No
2/23/2015	V3394	Randolph Nelson	829.40	Employee: 12; Pay Date: 2/25/2015	No
2/23/2015	V3395	Joshua R. Nolen	413.92	Employee: 18; Pay Date: 2/25/2015	No
2/23/2015	V3396	Brian L. Patrick	456.37	Employee: 13; Pay Date: 2/25/2015	No
2/23/2015	V3397	Anthony L. Plyley	455.02	Employee: 26; Pay Date: 2/25/2015	No
2/23/2015	V3398	Tyler A. Sapp	361.14	Employee: 25; Pay Date: 2/25/2015	No
2/23/2015	V3399	Clay R. Shrum Sr.	919.57	Employee: 15; Pay Date: 2/25/2015	No
2/23/2015	V3400	Matthew C. Thompson	495.15	Employee: 23; Pay Date: 2/25/2015	No

Report Total
115,872.65

Spring Lake Improvement District
Posted General Ledger Transactions - Cash Disbursements

Session ID	Effective Date	GL Code	GL Title	Department Title	Debit	Credit	Transaction Description
CD2015-11	2/4/2015	217100	FICA Liability	Drainage	529.46		Payroll Liabilities w/e 2-4-15
CD2015-11	2/4/2015	217100	FICA Liability	Parks	189.18		Payroll Liabilities w/e 2-4-15
CD2015-11	2/4/2015	217100	FICA Liability	Mosquito	7.92		Payroll Liabilities w/e 2-4-15
CD2015-11	2/4/2015	217100	FICA Liability	General Government	209.54		Payroll Liabilities w/e 2-4-15
CD2015-11	2/4/2015	217100	FICA Liability	Water	465.90		Payroll Liabilities w/e 2-4-15
CD2015-11	2/4/2015	217100	FICA Liability	Lot Mowing	241.76		Payroll Liabilities w/e 2-4-15
		Total 217100	FICA Liability		1,643.76	0.00	
CD2015-11	2/4/2015	217200	Federal Tax Liability	Drainage	387.82		Payroll Liabilities w/e 2-4-15
CD2015-11	2/4/2015	217200	Federal Tax Liability	Parks	129.25		Payroll Liabilities w/e 2-4-15
CD2015-11	2/4/2015	217200	Federal Tax Liability	Mosquito	5.07		Payroll Liabilities w/e 2-4-15
CD2015-11	2/4/2015	217200	Federal Tax Liability	General Government	201.20		Payroll Liabilities w/e 2-4-15
CD2015-11	2/4/2015	217200	Federal Tax Liability	Water	464.09		Payroll Liabilities w/e 2-4-15
CD2015-11	2/4/2015	217200	Federal Tax Liability	Lot Mowing	174.05		Payroll Liabilities w/e 2-4-15
		Total 217200	Federal Tax Liability		1,361.48	0.00	
CD2015-11	2/4/2015	101100	Cash Operating	Drainage		529.46	Payroll Liabilities w/e 2-4-15
CD2015-11	2/4/2015	101100	Cash Operating	Parks		189.18	Payroll Liabilities w/e 2-4-15
CD2015-11	2/4/2015	101100	Cash Operating	Mosquito		7.92	Payroll Liabilities w/e 2-4-15
CD2015-11	2/4/2015	101100	Cash Operating	General Government		209.54	Payroll Liabilities w/e 2-4-15
CD2015-11	2/4/2015	101100	Cash Operating	Water		465.90	Payroll Liabilities w/e 2-4-15
CD2015-11	2/4/2015	101100	Cash Operating	Lot Mowing		241.76	Payroll Liabilities w/e 2-4-15
CD2015-11	2/4/2015	101100	Cash Operating	Drainage		387.82	Payroll Liabilities w/e 2-4-15
CD2015-11	2/4/2015	101100	Cash Operating	Parks		129.25	Payroll Liabilities w/e 2-4-15
CD2015-11	2/4/2015	101100	Cash Operating	Mosquito		5.07	Payroll Liabilities w/e 2-4-15
CD2015-11	2/4/2015	101100	Cash Operating	General Government		201.20	Payroll Liabilities w/e 2-4-15
CD2015-11	2/4/2015	101100	Cash Operating	Water		464.09	Payroll Liabilities w/e 2-4-15
CD2015-11	2/4/2015	101100	Cash Operating	Lot Mowing		174.05	Payroll Liabilities w/e 2-4-15
		Total 101100	Cash Operating		0.00	3,005.24	
CD2015-11	2/4/2015	229300	Child Support Payable	Water	66.46		Payroll Liabilities w/e 2-4-15
		Total 229300	Child Support Payable		66.46	0.00	
CD2015-11	2/4/2015	101100	Cash Operating	Water		66.46	Payroll Liabilities w/e 2-4-15

Spring Lake Improvement District
Posted General Ledger Transactions - Cash Disbursements

Session ID	Effective Date	GL Code	GL Title	Department Title	Debit	Credit	Transaction Description
Total CD2015-11		Total 101100	Cash Operating		0.00	66.46	
CD2015-12	1/31/2015	513492	Credit Card Fees	Water	3,071.70	3,071.70	ELAVON MERCHANT SERVICES JANUARY 2015
Total CD2015-12		Total 513492	Credit Card Fees		322.65	0.00	
CD2015-12	1/31/2015	101100	Cash Operating	Water		322.65	ELAVON MERCHANT SERVICES JANUARY 2015
Total CD2015-12		Total 101100	Cash Operating		0.00	322.65	
CD2015-12	2/5/2015	538526	Shop Tools and Supplies	Drainage	79.45		Spring Lake Hats
CD2015-12	2/5/2015	538526	Shop Tools and Supplies	Water	68.10		Spring Lake Hats
CD2015-12	2/5/2015	538526	Shop Tools and Supplies	Lot Mowing	45.40		Spring Lake Hats
CD2015-12	2/5/2015	538526	Shop Tools and Supplies	Parks	22.70		Spring Lake Hats
CD2015-12	2/5/2015	538526	Shop Tools and Supplies	Mosquito	11.35		Spring Lake Hats
Total CD2015-12		Total 538526	Shop Tools and Supplies		227.00	0.00	
CD2015-12	2/5/2015	101100	Cash Operating	Drainage		79.45	Spring Lake Hats
CD2015-12	2/5/2015	101100	Cash Operating	Water		68.10	Spring Lake Hats
CD2015-12	2/5/2015	101100	Cash Operating	Lot Mowing		45.40	Spring Lake Hats
CD2015-12	2/5/2015	101100	Cash Operating	Parks		22.70	Spring Lake Hats
CD2015-12	2/5/2015	101100	Cash Operating	Mosquito		11.35	Spring Lake Hats
Total CD2015-12		Total 101100	Cash Operating		0.00	227.00	
CD2015-12	2/9/2015	513510	Office Supplies	Water	35.00		BAR CODE SCANNER
Total CD2015-12		Total 513510	Office Supplies		35.00	0.00	
CD2015-12	2/9/2015	101100	Cash Operating	Water		35.00	BAR CODE SCANNER
Total CD2015-12		Total 101100	Cash Operating		0.00	35.00	

Spring Lake Improvement District
Posted General Ledger Transactions - Cash Disbursements

Session ID	Effective Date	GL Code	GL Title	Department Title	Debit	Credit	Transaction Description
CD2015-12	2/11/2015	229300	Child Support Payable	Water	66.46		CHILD SUPPORT W/E 2-11-2015
		Total 229300	Child Support Payable		66.46	0.00	
CD2015-12	2/11/2015	101100	Cash Operating	Water		66.46	CHILD SUPPORT W/E 2-11-2015
		Total 101100	Cash Operating		0.00	66.46	
CD2015-12	2/11/2015	217100	FICA Liability	Drainage	520.56		PAYROLL TAXES W/E 2-11-2015
CD2015-12	2/11/2015	217100	FICA Liability	Parks	180.42		PAYROLL TAXES W/E 2-11-2015
CD2015-12	2/11/2015	217100	FICA Liability	Mosquito	7.62		PAYROLL TAXES W/E 2-11-2015
CD2015-12	2/11/2015	217100	FICA Liability	General Government	188.38		PAYROLL TAXES W/E 2-11-2015
CD2015-12	2/11/2015	217100	FICA Liability	Water	455.14		PAYROLL TAXES W/E 2-11-2015
CD2015-12	2/11/2015	217100	FICA Liability	Lot Mowing	240.00		PAYROLL TAXES W/E 2-11-2015
		Total 217100	FICA Liability		1,592.12	0.00	
CD2015-12	2/11/2015	217200	Federal Tax Liability	Drainage	373.52		PAYROLL TAXES W/E 2-11-2015
CD2015-12	2/11/2015	217200	Federal Tax Liability	Parks	120.12		PAYROLL TAXES W/E 2-11-2015
CD2015-12	2/11/2015	217200	Federal Tax Liability	Mosquito	4.80		PAYROLL TAXES W/E 2-11-2015
CD2015-12	2/11/2015	217200	Federal Tax Liability	General Government	166.57		PAYROLL TAXES W/E 2-11-2015
CD2015-12	2/11/2015	217200	Federal Tax Liability	Water	446.60		PAYROLL TAXES W/E 2-11-2015
CD2015-12	2/11/2015	217200	Federal Tax Liability	Lot Mowing	171.53		PAYROLL TAXES W/E 2-11-2015
		Total 217200	Federal Tax Liability		1,283.14	0.00	
CD2015-12	2/11/2015	101100	Cash Operating	Drainage		520.56	PAYROLL TAXES W/E 2-11-2015
CD2015-12	2/11/2015	101100	Cash Operating	Parks		180.42	PAYROLL TAXES W/E 2-11-2015

Spring Lake Improvement District
Posted General Ledger Transactions - Cash Disbursements

Session ID	Effective Date	GL Code	GL Title	Department Title	Debit	Credit	Transaction Description
CD2015-12	2/11/2015	101100	Cash Operating	Mosquito		7.62	PAYROLL TAXES W/E 2-11-2015
CD2015-12	2/11/2015	101100	Cash Operating	General Government		188.38	PAYROLL TAXES W/E 2-11-2015
CD2015-12	2/11/2015	101100	Cash Operating	Water		455.14	PAYROLL TAXES W/E 2-11-2015
CD2015-12	2/11/2015	101100	Cash Operating	Lot Mowing		240.00	PAYROLL TAXES W/E 2-11-2015
CD2015-12	2/11/2015	101100	Cash Operating	Drainage		373.52	PAYROLL TAXES W/E 2-11-2015
CD2015-12	2/11/2015	101100	Cash Operating	Parks		120.12	PAYROLL TAXES W/E 2-11-2015
CD2015-12	2/11/2015	101100	Cash Operating	Mosquito		4.80	PAYROLL TAXES W/E 2-11-2015
CD2015-12	2/11/2015	101100	Cash Operating	General Government		166.57	PAYROLL TAXES W/E 2-11-2015
CD2015-12	2/11/2015	101100	Cash Operating	Water		446.60	PAYROLL TAXES W/E 2-11-2015
CD2015-12	2/11/2015	101100	Cash Operating	Lot Mowing		171.53	PAYROLL TAXES W/E 2-11-2015
		Total 101100	Cash Operating		0.00	2,875.26	
CD2015-12	2/13/2015	572430	Electric - Parks & Median Signs	Parks	14.08		January 2015 Parks Electrict
		Total 572430	Electric - Parks & Median Signs		14.08	0.00	
CD2015-12	2/13/2015	101100	Cash Operating	Parks		14.08	January 2015 Parks Electrict
		Total 101100	Cash Operating		0.00	14.08	
CD2015-12	2/13/2015	513445	Equipment Lease	General Government	2,991.37		FEBRUARY 2015 BOOM MOWER
		Total 513445	Equipment Lease		2,991.37	0.00	
CD2015-12	2/13/2015	101100	Cash Operating	General Government		2,991.37	FEBRUARY 2015 BOOM MOWER
		Total 101100	Cash Operating		0.00	2,991.37	
CD2015-12	2/13/2015	572430	Electric - Parks & Median Signs	Parks	13.68		January 2015 Parks Electrict

Spring Lake Improvement District
Posted General Ledger Transactions - Cash Disbursements

Session ID	Effective Date	GL Code	GL Title	Department Title	Debit	Credit	Transaction Description
		Total 572430	Electric - Parks & Median Signs		13.68	0.00	
CD2015-12	2/13/2015	101100	Cash Operating	Parks		13.68	January 2015 Parks Electric
		Total 101100	Cash Operating		0.00	13.68	
CD2015-12	2/13/2015	572430	Electric - Parks & Median Signs	Parks	13.81		January 2015 Parks Electric
		Total 572430	Electric - Parks & Median Signs		13.81	0.00	
CD2015-12	2/13/2015	101100	Cash Operating	Parks		13.81	January 2015 Parks Electric
		Total 101100	Cash Operating		0.00	13.81	
CD2015-12	2/13/2015	572430	Electric - Parks & Median Signs	Parks	11.89		January 2015 Parks Electric
		Total 572430	Electric - Parks & Median Signs		11.89	0.00	
CD2015-12	2/13/2015	101100	Cash Operating	Parks		11.89	January 2015 Parks Electric
		Total 101100	Cash Operating		0.00	11.89	
CD2015-12	2/13/2015	572430	Electric - Parks & Median Signs	Parks	13.81		January 2015 Parks Electric
		Total 572430	Electric - Parks & Median Signs		13.81	0.00	
CD2015-12	2/13/2015	101100	Cash Operating	Parks		13.81	January 2015 Parks Electric
		Total 101100	Cash Operating		0.00	13.81	
CD2015-12	2/13/2015	513430	Electric - Offices	General Government	16.55		February 2015 Old Shop
CD2015-12	2/13/2015	513430	Electric - Offices	Water	16.54		February 2015 Old Shop
CD2015-12	2/13/2015	513430	Electric - Offices	Lot Mowing	9.45		February 2015 Old Shop
CD2015-12	2/13/2015	513430	Electric - Offices	Parks	4.73		February 2015 Old Shop
		Total 513430	Electric - Offices		47.27	0.00	

Spring Lake Improvement District
Posted General Ledger Transactions - Cash Disbursements

Session ID	Effective Date	GL Code	GL Title	Department Title	Debit	Credit	Transaction Description
CD2015-12	2/13/2015	101100	Cash Operating	General Government		16.55	February 2015 Old Shop
CD2015-12	2/13/2015	101100	Cash Operating	Water		16.54	February 2015 Old Shop
CD2015-12	2/13/2015	101100	Cash Operating	Lot Mowing		9.45	February 2015 Old Shop
CD2015-12	2/13/2015	101100	Cash Operating	Parks		4.73	February 2015 Old Shop
		Total 101100	Cash Operating		0.00	47.27	
CD2015-12	2/13/2015	572430	Electric - Parks & Median Signs	Parks	13.56		January 2015 Parks Electric
		Total 572430	Electric - Parks & Median Signs		13.56	0.00	
CD2015-12	2/13/2015	101100	Cash Operating	Parks		13.56	January 2015 Parks Electric
		Total 101100	Cash Operating		0.00	13.56	
CD2015-12	2/13/2015	572430	Electric - Parks & Median Signs	Parks	11.89		January 2015 Parks Electric
		Total 572430	Electric - Parks & Median Signs		11.89	0.00	
CD2015-12	2/13/2015	101100	Cash Operating	Parks		11.89	January 2015 Parks Electric
		Total 101100	Cash Operating		0.00	11.89	
CD2015-12	2/13/2015	572430	Electric - Parks & Median Signs	Parks	12.12		January 2015 Parks Electric
		Total 572430	Electric - Parks & Median Signs		12.12	0.00	
CD2015-12	2/13/2015	101100	Cash Operating	Parks		12.12	January 2015 Parks Electric
		Total 101100	Cash Operating		0.00	12.12	
CD2015-12	2/13/2015	572430	Electric - Parks & Median Signs	Parks	88.38		January 2015 Parks Electric
		Total 572430	Electric - Parks & Median Signs		88.38	0.00	
CD2015-12	2/13/2015	101100	Cash Operating	Parks		88.38	January 2015 Parks Electric

Spring Lake Improvement District
Posted General Ledger Transactions - Cash Disbursements

Session ID	Effective Date	GL Code	GL Title	Department Title	Debit	Credit	Transaction Description
		Total 101100	Cash Operating		0.00	88.38	
CD2015-12	2/25/2015	538430	Electric - Pump Station	Drainage	293.96		FEBRUARY 2015 PUMP STATION ELECTRIC
		Total 538430	Electric - Pump Station		293.96	0.00	
CD2015-12	2/25/2015	101100	Cash Operating	Drainage		293.96	FEBRUARY 2015 PUMP STATION ELECTRIC
		Total 101100	Cash Operating		0.00	293.96	
CD2015-12	2/25/2015	533430	Electric - Water Plant	Water	988.87		FEBRUARY 2015 WATER PLANT ELECTRIC
		Total 533430	Electric - Water Plant		988.87	0.00	
CD2015-12	2/25/2015	101100	Cash Operating	Water		988.87	FEBRUARY 2015 WATER PLANT ELECTRIC
		Total 101100	Cash Operating		0.00	988.87	
CD2015-12	2/25/2015	513430	Electric - Offices	General Government	67.04		FEBRUARY 2015 OFFICE ELECTRIC
CD2015-12	2/25/2015	513430	Electric - Offices	Water	67.04		FEBRUARY 2015 OFFICE ELECTRIC
CD2015-12	2/25/2015	513430	Electric - Offices	Lot Mowing	38.31		FEBRUARY 2015 OFFICE ELECTRIC
CD2015-12	2/25/2015	513430	Electric - Offices	Parks	19.15		FEBRUARY 2015 OFFICE ELECTRIC
		Total 513430	Electric - Offices		191.54	0.00	
CD2015-12	2/25/2015	101100	Cash Operating	General Government		67.04	FEBRUARY 2015 OFFICE ELECTRIC
CD2015-12	2/25/2015	101100	Cash Operating	Water		67.04	FEBRUARY 2015 OFFICE ELECTRIC
CD2015-12	2/25/2015	101100	Cash Operating	Lot Mowing		38.31	FEBRUARY 2015 OFFICE ELECTRIC
CD2015-12	2/25/2015	101100	Cash Operating	Parks		19.15	FEBRUARY 2015 OFFICE ELECTRIC
		Total 101100	Cash Operating		0.00	191.54	

Spring Lake Improvement District
Posted General Ledger Transactions - Cash Disbursements

Session ID	Effective Date	GL Code	GL Title	Department Title	Debit	Credit	Transaction Description
CD2015-12	2/26/2015	513430	Electric - Offices	General Government	57.71		FEBRUARY 2015 OFFICE ELECTRIC
CD2015-12	2/26/2015	513430	Electric - Offices	Water	57.71		FEBRUARY 2015 OFFICE ELECTRIC
CD2015-12	2/26/2015	513430	Electric - Offices	Lot Mowing	32.98		FEBRUARY 2015 OFFICE ELECTRIC
CD2015-12	2/26/2015	513430	Electric - Offices	Parks	16.48		FEBRUARY 2015 OFFICE ELECTRIC
		Total 513430	Electric - Offices		164.88	0.00	
CD2015-12	2/26/2015	101100	Cash Operating	General Government		57.71	FEBRUARY 2015 OFFICE ELECTRIC
CD2015-12	2/26/2015	101100	Cash Operating	Water		57.71	FEBRUARY 2015 OFFICE ELECTRIC
CD2015-12	2/26/2015	101100	Cash Operating	Lot Mowing		32.98	FEBRUARY 2015 OFFICE ELECTRIC
CD2015-12	2/26/2015	101100	Cash Operating	Parks		16.48	FEBRUARY 2015 OFFICE ELECTRIC
		Total 101100	Cash Operating		0.00	164.88	
Total CD2015-12					8,397.48	8,397.48	
CD2015-13	2/18/2015	229300	Child Support Payable	Water	66.46		Child Support w/e 2-18-15
		Total 229300	Child Support Payable		66.46	0.00	
CD2015-13	2/18/2015	101100	Cash Operating	Water		66.46	Child Support w/e 2-18-15
		Total 101100	Cash Operating		0.00	66.46	
CD2015-13	2/18/2015	217100	FICA Liability	Drainage	520.10		Payroll Taxes w/e 2-18-2015
CD2015-13	2/18/2015	217100	FICA Liability	Parks	180.32		Payroll Taxes w/e 2-18-2015
CD2015-13	2/18/2015	217100	FICA Liability	Mosquito	7.62		Payroll Taxes w/e 2-18-2015
CD2015-13	2/18/2015	217100	FICA Liability	General Government	188.38		Payroll Taxes w/e 2-18-2015
CD2015-13	2/18/2015	217100	FICA Liability	Water	455.04		Payroll Taxes w/e 2-18-2015
CD2015-13	2/18/2015	217100	FICA Liability	Lot Mowing	239.44		Payroll Taxes w/e 2-18-2015
		Total 217100	FICA Liability		1,590.90	0.00	
CD2015-13	2/18/2015	217200	Federal Tax Liability	Drainage	373.08		Payroll Taxes w/e 2-18-2015

Spring Lake Improvement District
Posted General Ledger Transactions - Cash Disbursements

Session ID	Effective Date	GL Code	GL Title	Department Title	Debit	Credit	Transaction Description
CD2015-13	2/18/2015	217200	Federal Tax Liability	Parks	120.00		Payroll Taxes w/e 2-18-2015
CD2015-13	2/18/2015	217200	Federal Tax Liability	Mosquito	4.78		Payroll Taxes w/e 2-18-2015
CD2015-13	2/18/2015	217200	Federal Tax Liability	General Government	166.57		Payroll Taxes w/e 2-18-2015
CD2015-13	2/18/2015	217200	Federal Tax Liability	Water	446.48		Payroll Taxes w/e 2-18-2015
CD2015-13	2/18/2015	217200	Federal Tax Liability	Lot Mowing	171.08		Payroll Taxes w/e 2-18-2015
		Total 217200	Federal Tax Liability		1,281.99	0.00	
CD2015-13	2/18/2015	101100	Cash Operating	Drainage		520.10	Payroll Taxes w/e 2-18-2015
CD2015-13	2/18/2015	101100	Cash Operating	Parks		180.32	Payroll Taxes w/e 2-18-2015
CD2015-13	2/18/2015	101100	Cash Operating	Mosquito		7.62	Payroll Taxes w/e 2-18-2015
CD2015-13	2/18/2015	101100	Cash Operating	General Government		188.38	Payroll Taxes w/e 2-18-2015
CD2015-13	2/18/2015	101100	Cash Operating	Water		455.04	Payroll Taxes w/e 2-18-2015
CD2015-13	2/18/2015	101100	Cash Operating	Lot Mowing		239.44	Payroll Taxes w/e 2-18-2015
CD2015-13	2/18/2015	101100	Cash Operating	Drainage		373.08	Payroll Taxes w/e 2-18-2015
CD2015-13	2/18/2015	101100	Cash Operating	Parks		120.00	Payroll Taxes w/e 2-18-2015
CD2015-13	2/18/2015	101100	Cash Operating	Mosquito		4.78	Payroll Taxes w/e 2-18-2015
CD2015-13	2/18/2015	101100	Cash Operating	General Government		166.57	Payroll Taxes w/e 2-18-2015
CD2015-13	2/18/2015	101100	Cash Operating	Water		446.48	Payroll Taxes w/e 2-18-2015
CD2015-13	2/18/2015	101100	Cash Operating	Lot Mowing		171.08	Payroll Taxes w/e 2-18-2015
		Total 101100	Cash Operating		0.00	2,872.89	
Total CD2015-13					2,939.35	2,939.35	
CD2015-14	2/12/2015	513510	Office Supplies	Water	30.16		Scanner for RF Meters
CD2015-14	2/12/2015	513510	Office Supplies	Water	30.16	0.00	Scanner for RF Meters
		Total 101100	Cash Operating		0.00	30.16	
CD2015-14	2/13/2015	513342	Computer Services	General Government	49.50		Anivirus Software
CD2015-14	2/13/2015	513342	Computer Services	Water	49.50		Anivirus Software
CD2015-14	2/13/2015	513342	Computer Services	Lot Mowing	28.29		Anivirus Software
CD2015-14	2/13/2015	513342	Computer Services	Parks	14.14		Anivirus Software
		Total 513342	Computer Services		141.43	0.00	

Spring Lake Improvement District
Posted General Ledger Transactions - Cash Disbursements

Session ID	Effective Date	GL Code	GL Title	Department Title	Debit	Credit	Transaction Description
CD2015-14	2/13/2015	101100	Cash Operating	General Government		49.50	Anitvirus Software
CD2015-14	2/13/2015	101100	Cash Operating	Water		49.50	Anitvirus Software
CD2015-14	2/13/2015	101100	Cash Operating	Lot Mowing		28.29	Anitvirus Software
CD2015-14	2/13/2015	101100	Cash Operating	Parks		14.14	Anitvirus Software
		Total 101100	Cash Operating		0.00	141.43	
CD2015-14	2/18/2015	513491	Recording Fees & Charges	Water	12.00		Release of Lien c153530002000s000030
		Total 513491	Recording Fees & Charges		12.00	0.00	
CD2015-14	2/18/2015	101100	Cash Operating	Water		12.00	Release of Lien c153530002000s000030
		Total 101100	Cash Operating		0.00	12.00	
CD2015-14	2/19/2015	513550	Training and Conferences	Drainage	500.00		Chemical Spill Response Training March 6th
		Total 513550	Training and Conferences		500.00	0.00	
CD2015-14	2/19/2015	101100	Cash Operating	Drainage		500.00	Chemical Spill Response Training March 6th
		Total 101100	Cash Operating		0.00	500.00	
CD2015-14	3/5/2015	541430	Electric - St Lights	Street Lights	7,665.08		Street Light Electric February 2015
		Total 541430	Electric - St Lights		7,665.08	0.00	
CD2015-14	3/5/2015	101100	Cash Operating	Street Lights		7,665.08	Street Light Electric February 2015
		Total 101100	Cash Operating		0.00	7,665.08	
CD2015-14	3/5/2015	572430	Electric - Parks & Median Signs	Parks	7.59		Parks Electric
		Total 572430	Electric - Parks & Median Signs		7.59	0.00	

Spring Lake Improvement District
Posted General Ledger Transactions - Cash Disbursements

Session ID	Effective Date	GL Code	GL Title	Department Title	Debit	Credit	Transaction Description
CD2015-14	3/5/2015	101100	Cash Operating	Parks		7.59	Parks Electric
		Total 101100	Cash Operating		0.00	7.59	
Total CD2015-14					8,356.26	8,356.26	
CD2015-15	2/23/2015	229300	Child Support Payable	Water	66.46		Child Support w/e 2-25-2015
		Total 229300	Child Support Payable		66.46	0.00	
CD2015-15	2/23/2015	101100	Cash Operating	Water		66.46	Child Support w/e 2-25-2015
		Total 101100	Cash Operating		0.00	66.46	
CD2015-15	2/23/2015	217100	FICA Liability	Drainage	520.54		Payroll Taxes w/e 2-25-2015
CD2015-15	2/23/2015	217100	FICA Liability	Parks	180.40		Payroll Taxes w/e 2-25-2015
CD2015-15	2/23/2015	217100	FICA Liability	Mosquito	7.64		Payroll Taxes w/e 2-25-2015
CD2015-15	2/23/2015	217100	FICA Liability	General Government	188.38		Payroll Taxes w/e 2-25-2015
CD2015-15	2/23/2015	217100	FICA Liability	Water	455.12		Payroll Taxes w/e 2-25-2015
CD2015-15	2/23/2015	217100	FICA Liability	Lot Mowing	240.02		Payroll Taxes w/e 2-25-2015
		Total 217100	FICA Liability		1,592.10	0.00	
CD2015-15	2/23/2015	217200	Federal Tax Liability	Drainage	373.52		Payroll Taxes w/e 2-25-2015
CD2015-15	2/23/2015	217200	Federal Tax Liability	Parks	120.12		Payroll Taxes w/e 2-25-2015
CD2015-15	2/23/2015	217200	Federal Tax Liability	Mosquito	4.80		Payroll Taxes w/e 2-25-2015
CD2015-15	2/23/2015	217200	Federal Tax Liability	General Government	166.57		Payroll Taxes w/e 2-25-2015
CD2015-15	2/23/2015	217200	Federal Tax Liability	Water	446.60		Payroll Taxes w/e 2-25-2015
CD2015-15	2/23/2015	217200	Federal Tax Liability	Lot Mowing	171.53		Payroll Taxes w/e 2-25-2015
		Total 217200	Federal Tax Liability		1,283.14	0.00	
CD2015-15	2/23/2015	101100	Cash Operating	Drainage		520.54	Payroll Taxes w/e 2-25-2015
CD2015-15	2/23/2015	101100	Cash Operating	Parks		180.40	Payroll Taxes w/e 2-25-2015
CD2015-15	2/23/2015	101100	Cash Operating	Mosquito		7.64	Payroll Taxes w/e 2-25-2015
CD2015-15	2/23/2015	101100	Cash Operating	General Government		188.38	Payroll Taxes w/e 2-25-2015
CD2015-15	2/23/2015	101100	Cash Operating	Water		455.12	Payroll Taxes w/e 2-25-2015
CD2015-15	2/23/2015	101100	Cash Operating	Lot Mowing		240.02	Payroll Taxes w/e 2-25-2015
CD2015-15	2/23/2015	101100	Cash Operating	Drainage		373.52	Payroll Taxes w/e 2-25-2015
CD2015-15	2/23/2015	101100	Cash Operating	Parks		120.12	Payroll Taxes w/e 2-25-2015

Spring Lake Improvement District
Posted General Ledger Transactions - Cash Disbursements

Session ID	Effective Date	GL Code	GL Title	Department Title	Debit	Credit	Transaction Description
CD2015-15	2/23/2015	101100	Cash Operating	Mosquito		4.80	Payroll Taxes w/e 2-25-2015
CD2015-15	2/23/2015	101100	Cash Operating	General Government		166.57	Payroll Taxes w/e 2-25-2015
CD2015-15	2/23/2015	101100	Cash Operating	Water		446.60	Payroll Taxes w/e 2-25-2015
CD2015-15	2/23/2015	101100	Cash Operating	Lot Mowing		171.53	Payroll Taxes w/e 2-25-2015
		Total 101100	Cash Operating		0.00	2,875.24	
Total CD2015-15					2,941.70	2,941.70	
CD2015-16	2/19/2015	513510	Office Supplies	General Government	39.13		Misc Office Supplies
CD2015-16	2/19/2015	513510	Office Supplies	Water	39.13		Misc Office Supplies
CD2015-16	2/19/2015	513510	Office Supplies	Lot Mowing	22.36		Misc Office Supplies
CD2015-16	2/19/2015	513510	Office Supplies	Parks	11.17		Misc Office Supplies
		Total 513510	Office Supplies		111.79	0.00	
CD2015-16	2/19/2015	101100	Cash Operating	General Government		39.13	Misc Office Supplies
CD2015-16	2/19/2015	101100	Cash Operating	Water		39.13	Misc Office Supplies
CD2015-16	2/19/2015	101100	Cash Operating	Lot Mowing		22.36	Misc Office Supplies
CD2015-16	2/19/2015	101100	Cash Operating	Parks		11.17	Misc Office Supplies
		Total 101100	Cash Operating		0.00	111.79	
CD2015-16	2/19/2015	513510	Office Supplies	General Government	24.55		Columnar Notebooks
CD2015-16	2/19/2015	513510	Office Supplies	Water	24.55		Columnar Notebooks
CD2015-16	2/19/2015	513510	Office Supplies	Lot Mowing	14.03		Columnar Notebooks
CD2015-16	2/19/2015	513510	Office Supplies	Parks	7.01		Columnar Notebooks
		Total 513510	Office Supplies		70.14	0.00	
CD2015-16	2/19/2015	101100	Cash Operating	General Government		24.55	Columnar Notebooks
CD2015-16	2/19/2015	101100	Cash Operating	Water		24.55	Columnar Notebooks
CD2015-16	2/19/2015	101100	Cash Operating	Lot Mowing		14.03	Columnar Notebooks
CD2015-16	2/19/2015	101100	Cash Operating	Parks		7.01	Columnar Notebooks
		Total 101100	Cash Operating		0.00	70.14	
CD2015-16	2/20/2015	513520	Postage	General Government	167.00		Stamps (2 rolls and 10 Priority Mail)

Spring Lake Improvement District
Posted General Ledger Transactions - Cash Disbursements

Session ID	Effective Date	GL Code	GL Title	Department Title	Debit	Credit	Transaction Description
		Total 513520	Postage		167.00	0.00	
CD2015-16	2/20/2015	101100	Cash Operating	General Government		167.00	Stamps (2 rolls and 10 Priority Mail)
		Total 101100	Cash Operating		0.00	167.00	
Total CD2015-16					348.93	348.93	
CD2015-17	2/6/2015	229500	Due to Health Insurance	Drainage	1,611.19		Health Insurance March 2015
CD2015-17	2/6/2015	229500	Due to Health Insurance	Water	1,611.19		Health Insurance March 2015
CD2015-17	2/6/2015	229500	Due to Health Insurance	Lot Mowing	779.61		Health Insurance March 2015
CD2015-17	2/6/2015	229500	Due to Health Insurance	General Government	571.71		Health Insurance March 2015
CD2015-17	2/6/2015	229500	Due to Health Insurance	Parks	571.71		Health Insurance March 2015
CD2015-17	2/6/2015	229500	Due to Health Insurance	Mosquito	51.97		Health Insurance March 2015
		Total 229500	Due to Health Insurance		5,197.38	0.00	
CD2015-17	2/6/2015	101100	Cash Operating	Drainage		1,611.19	Health Insurance March 2015
CD2015-17	2/6/2015	101100	Cash Operating	Water		1,611.19	Health Insurance March 2015
CD2015-17	2/6/2015	101100	Cash Operating	Lot Mowing		779.61	Health Insurance March 2015
CD2015-17	2/6/2015	101100	Cash Operating	General Government		571.71	Health Insurance March 2015
CD2015-17	2/6/2015	101100	Cash Operating	Parks		571.71	Health Insurance March 2015
CD2015-17	2/6/2015	101100	Cash Operating	Mosquito		51.97	Health Insurance March 2015
		Total 101100	Cash Operating		0.00	5,197.38	
CD2015-17	2/24/2015	229100	Due to AFLAC	Drainage	321.72		Aflac February 2012
		Total 229100	Due to AFLAC		321.72	0.00	
CD2015-17	2/24/2015	101100	Cash Operating	Drainage		321.72	Aflac February 2012
		Total 101100	Cash Operating		0.00	321.72	
CD2015-17	2/24/2015	229100	Due to AFLAC	Parks	56.53		Aflac February 2012

Spring Lake Improvement District
Posted General Ledger Transactions - Cash Disbursements

Session ID	Effective Date	GL Code	GL Title	Department Title	Debit	Credit	Transaction Description
		Total 229100	Due to AFLAC		56.53	0.00	
CD2015-17	2/24/2015	101100	Cash Operating	Parks		56.53	Aflac February 2012
		Total 101100	Cash Operating		0.00	56.53	
CD2015-17	2/24/2015	229100	Due to AFLAC	Mosquito	3.84		Aflac February 2012
		Total 229100	Due to AFLAC		3.84	0.00	
CD2015-17	2/24/2015	101100	Cash Operating	Mosquito		3.84	Aflac February 2012
		Total 101100	Cash Operating		0.00	3.84	
CD2015-17	2/24/2015	229100	Due to AFLAC	General Government	93.68		Aflac February 2012
		Total 229100	Due to AFLAC		93.68	0.00	
CD2015-17	2/24/2015	101100	Cash Operating	General Government		93.68	Aflac February 2012
		Total 101100	Cash Operating		0.00	93.68	
CD2015-17	2/24/2015	229100	Due to AFLAC	Water	315.71		Aflac February 2012
		Total 229100	Due to AFLAC		315.71	0.00	
CD2015-17	2/24/2015	101100	Cash Operating	Water		315.71	Aflac February 2012
		Total 101100	Cash Operating		0.00	315.71	
CD2015-17	2/24/2015	229100	Due to AFLAC	Lot Mowing	118.76		Aflac February 2012
		Total 229100	Due to AFLAC		118.76	0.00	
CD2015-17	2/24/2015	101100	Cash Operating	Lot Mowing		118.76	Aflac February 2012
		Total 101100	Cash Operating		0.00	118.76	
Total CD2015-17					6,107.62	6,107.62	
Report Total					32,163.04	32,163.04	

Spring Lake Improvement District
 Posted General Ledger Transactions - Cash Receipts

Session ID	Effective Date	GL Code	GL Title	Department Title	Debit	Credit	Transaction Description
CR2015-06	2/9/2015	101100	Cash Operating	General Government	16.58		Reimburse Postage Costs
CR2015-06	2/9/2015	101100	Cash Operating	Water	16.58		Reimburse Postage Costs
CR2015-06	2/9/2015	101100	Cash Operating	Lot Mowing	9.47		Reimburse Postage Costs
CR2015-06	2/9/2015	101100	Cash Operating	Parks	4.74		Reimburse Postage Costs
		Total 101100	Cash Operating		47.37	0.00	
CR2015-06	2/9/2015	513520	Postage	General Government		16.58	Reimburse Postage Costs
CR2015-06	2/9/2015	513520	Postage	Water		16.58	Reimburse Postage Costs
CR2015-06	2/9/2015	513520	Postage	Lot Mowing		9.47	Reimburse Postage Costs
CR2015-06	2/9/2015	513520	Postage	Parks		4.74	Reimburse Postage Costs
		Total 513520	Postage		0.00	47.37	
CR2015-06	2/9/2015	101100	Cash Operating	Parks	55.00		Tennis Court Key Sales
		Total 101100	Cash Operating		55.00	0.00	
CR2015-06	2/9/2015	347205	Misc Park Revenue	Parks		55.00	Tennis Court Key Sales
		Total 347205	Misc Park Revenue		0.00	55.00	
Total CR2015-06					102.37	102.37	
Report Total					102.37	102.37	

Spring Lake Improvement District
Posted General Ledger Transactions - Journal Vouchers

Session ID	Effective Date	GL Code	GL Title	Department Title	Debit	Credit	Transaction Description
JV2015-14	2/9/2015	101200	State Board Fund A	Drainage	0.35		State Board Interest January 2015
JV2015-14	2/9/2015	361100	Interest Income	Drainage		0.35	State Board Interest January 2015
JV2015-14	2/9/2015	101300	State Board R & R Fund A	Drainage	0.41		State Board Interest January 2015
JV2015-14	2/9/2015	361100	Interest Income	Drainage		0.41	State Board Interest January 2015
JV2015-14	2/9/2015	101200	State Board Fund A	Water	1.65		State Board Interest January 2015
JV2015-14	2/9/2015	361100	Interest Income	Water		1.65	State Board Interest January 2015
JV2015-14	2/9/2015	101300	State Board R & R Fund A	Water	1.46		State Board Interest January 2015
JV2015-14	2/9/2015	101200	State Board Fund A	Lot Mowing	0.27		State Board Interest January 2015
JV2015-14	2/9/2015	361100	Interest Income	Lot Mowing		0.27	State Board Interest January 2015
JV2015-14	2/9/2015	361100	Interest Income	Water		1.46	State Board Interest January 2015
Total JV2015-14						4.14	
JV2015-15	2/9/2015	101100	Cash Operating	Street Lights	5,406.19		Street Lights & Mosquito January 2015
JV2015-15	2/9/2015	349300	St Lights on Water Bill	Street Lights		5,406.19	Street Lights & Mosquito January 2015
JV2015-15	2/9/2015	101100	Cash Operating	Mosquito	1,937.11		Street Lights & Mosquito January 2015
JV2015-15	2/9/2015	349200	Mosquito on Water Bill	Mosquito		1,937.11	Street Lights & Mosquito January 2015
JV2015-15	2/9/2015	207101	Street Lights on Water Bill	Water	5,406.19		Street Lights & Mosquito January 2015
JV2015-15	2/9/2015	101100	Cash Operating	Water		5,406.19	Street Lights & Mosquito January 2015
JV2015-15	2/9/2015	207102	Mosquito on Water Bill	Water	1,937.11		Street Lights & Mosquito January 2015

Spring Lake Improvement District
Posted General Ledger Transactions - Journal Vouchers

Session ID	Effective Date	GL Code	GL Title	Department Title	Debit	Credit	Transaction Description
JV2015-15	2/9/2015	101100	Cash Operating	Water		1,937.11	Street Lights & Mosquito January 2015
Total JV2015-15					14,686.60	14,686.60	
JV2015-16	2/24/2015	101901	Operating - General Fund Reserves	Drainage	50,000.00		Transfer to Operating Reserves
JV2015-16	2/24/2015	101100	Cash Operating	Drainage		50,000.00	Transfer to Operating Reserves
JV2015-16	2/24/2015	101900	Operating Reserve	Water	50,000.00		Transfer to Operating Reserves
JV2015-16	2/24/2015	101100	Cash Operating	Water		50,000.00	Transfer to Operating Reserves
JV2015-16	2/24/2015	101900	Operating Reserve	Lot Mowing	50,000.00		Transfer to Operating Reserves
JV2015-16	2/24/2015	101100	Cash Operating	Lot Mowing		50,000.00	Transfer to Operating Reserves
Total JV2015-16					150,000.00	150,000.00	
Report Total					164,690.74	164,690.74	

**SPRING LAKE
IMPROVEMENT DISTRICT**
Non-Ad Valorem Tax Receipts
Fiscal Year 2015-General Fund

DATE	GROSS	DISCOUNT	COMM	POSTAGE	NET	
11/4/2014	\$16,559.03		\$496.78		\$16,062.25	
11/9/2014	\$68,225.24		\$2,046.76		\$66,178.48	
11/23/2014	\$217,003.68		\$6,510.11		\$210,493.57	
11/30/2014	\$164,895.41		\$4,946.86		\$159,948.55	
12/14/2014	\$142,512.24		\$4,275.37	\$383.77	\$138,236.87	
1/7/2015	\$60,812.47		\$1,824.07		\$58,988.40	
1/16/2015	\$1,400.92		\$0.00		\$1,400.92	
1/31/2015	\$37,729.63		\$1,131.88		\$36,597.75	
TOTALS TO DATE	\$709,138.62		\$0.00	\$21,231.83	\$383.77	\$687,906.79

Assessments	Assess Rec'v		Discounts	Commissions	Postage	Net Asses
DRAINAGE	\$480,351.00	44%	\$0.00	\$9,328.23	\$168.61	\$302,232.66
GENERAL GOVT	\$422,845.00	39%	\$0.00	\$8,211.49	\$148.42	\$266,050.39
PARKS	\$146,036.00	13%	\$0.00	\$2,835.96	\$51.26	\$91,884.58
ST LIGHTS	\$29,600.00	3%	\$0.00	\$574.82	\$10.39	\$18,624.06
MOSQUITO	\$14,487.00	1%	\$0.00	\$281.33	\$5.09	\$9,115.09
	\$1,093,319.00	100%	\$0.00	\$21,231.83	\$383.77	\$687,906.79

Percent Collected 63%

**SPRING LAKE
IMPROVEMENT DISTRICT
Non-Ad Valorem Tax Receipts
Fiscal Year 2015-Village I Parks**

DATE	GROSS	DISCOUNT	COMM	POSTAGE	NET
11/4/2014	\$218.00		\$6.54		\$211.46
11/9/2014	\$1,160.02		\$34.79		\$1,125.23
11/23/2014	\$3,816.84		\$114.51		\$3,702.33
11/30/2014	\$972.92		\$29.19		\$943.73
12/14/2014	\$1,388.44		\$41.66		\$1,346.78
1/7/2015	\$634.99		\$19.05		\$615.94
1/31/2015	\$544.53		\$16.34		\$528.19
TOTALS TO DATE	\$8,735.74	\$0.00	\$262.08	\$0.00	\$8,473.66

Assessments	Assess Rec'v	Discounts	Commissions	Postage	Net Asses	
VILLAGE I PARKS	\$12,709.00	100%	\$0.00	\$262.08	\$0.00	\$8,473.66

Percent Collected	67%
--------------------------	------------